



Board of Directors *Regular Meeting*



COMMUNICATION
Sharing our value with the community

ENGAGEMENT
Building awareness and participation within our organization, our community and our industry

TEAMWORK
Connecting with each other to advance the organization

RESILIENCE
Adapting well in the face of adversity

ACCOUNTABILITY
Acting responsibly and with our customers in mind

EXCELLENCE
Providing the very best for our customers

October 8, 2024, at 6:00 p.m.

3021 Fullerton Road, Rowland Heights, CA 91748
(562) 697-1726 | RWD.org



AGENDA

Regular Meeting of the Board of Directors
3021 Fullerton Road
Rowland Heights, CA 91748
October 8, 2024 -- 6:00 PM

Agenda materials are available for public review at <https://www.rwd.org/agendas-minutes/>. Materials related to an item on this Agenda submitted after distribution of the Agenda packet are available for public review at the District office located at 3021 Fullerton Road, Rowland Heights, CA 91748.

CALL TO ORDER

PLEDGE OF ALLEGIANCE

ROLL CALL OF DIRECTORS

Szu Pei Lu-Yang, President
John Bellah, Vice President
Vanessa Hsu
Robert W. Lewis
Anthony J. Lima

ADDITION(S) TO THE AGENDA

PUBLIC COMMENT ON NON-AGENDA ITEMS

Any member of the public wishing to address the Board of Directors regarding items not on the Agenda within the subject matter jurisdiction of the Board should do so at this time. With respect to items on the agenda, the Board will receive public comments at the time the item is opened for discussion, prior to any vote or other Board action. A three-minute time limit on remarks is requested.

Any person may make a request for a disability-related modification or accommodation needed for that person to be able to participate in the public meeting by telephoning Gabriela Palomares, Executive Services Manager, at (562) 383-2323, or writing to Rowland Water District, at 3021 Fullerton Road, Rowland Heights, CA 91748. Requests must specify the nature of the disability and the type of accommodation requested. A telephone number or other contact information should be included so that District staff may discuss appropriate arrangements. Anyone requesting a disability-related accommodation should make the request with adequate time prior to the meeting in order for the District to provide the requested accommodation.

Any member of the public wishing to participate in the meeting, who requires a translator to understand or communicate in English, should arrange to bring a translator with them to the meeting.

1. CONSENT CALENDAR

All items under the Consent Calendar are considered to be routine matters, status reports, or documents covering previous Board instruction. The items listed on the Consent Calendar will be enacted by one motion unless separate discussion is requested.

1.1 [Approval of the Minutes of Regular Board Meeting held on September 10, 2024](#)

Recommendation: The Board of Directors approve the Minutes as presented.

1.2 [Approval of the Minutes of Special Board Meeting held on September 25, 2024](#)

Recommendation: The Board of Directors approve the Minutes as presented.

1.3 [Demands on General Fund Account for September 2024](#)

Recommendation: The Board of Directors approve the demands on the general fund account as presented.

1.4 [Investment Report for August 2024](#)

Recommendation: The Board of Directors approve the Investment Report as presented.

1.5 [Water Purchases for August 2024](#) - For information only.

1.6 [California Reservoir Conditions](#) – For information only.

Special Board Meeting: September 24, 2024

Regular Board Meeting: October 8, 2024

2. ACTION ITEMS

This portion of the Agenda is for items where staff presentations and Board discussions are needed prior to formal Board action.

2.1 [Review and Approve Directors' Meeting Reimbursement September 2024](#)

Recommendation: The Board of Directors approve the Meeting Reimbursement as presented.

2.2 [Adopt a Proclamation Declaring Water Professionals Appreciation Week](#)

Recommendation: The District proclaim the week of October 5-13, 2024, as Water Professionals Appreciation Week.

2.3 [Approve Proposed Edits to Section 3.18 – Boot Allowance, of the RWD Personnel Rules and Regulations](#)

Recommendation: The Board of Directors review and approve the proposed edits to Section 3.18 of the Personnel Rules and Regulations pertaining to Boot Allowance.

2.4 [SGV CSDA Chapter Board Elections - Call for Nominations](#)

Recommendation: The Board of Directors discuss the call for nominations for the SGV CSDA Chapter Board Elections.

3. PUBLIC RELATIONS

3.1 [Community Relations & Education Update](#)

Mrs. Gildea

3.2 [Communications Outreach](#)

CV Strategies

4. DISCUSSION OF UPCOMING CONFERENCES, WORKSHOPS, OR EVENTS

(Including items that may have arisen after posting of the agenda)

5. LEGISLATIVE INFORMATION

6. REVIEW OF CORRESPONDENCE

7. COMMITTEE & ORGANIZATION REPORTS *(verbal reports)*

- 7.1 Joint Powers Insurance Authority Directors Lu-Yang/Hsu
- 7.2 Three Valleys Municipal Water District Directors Lima/Bellah
- 7.3 Association of California Water Agencies Directors Lewis/Bellah
- 7.4 Puente Basin Water Agency Directors Lima/Lewis
- 7.5 Project Ad-Hoc Committee Directors Lima/Lu-Yang
- 7.6 Regional Chamber of Commerce-Government Affairs Committee Directors Bellah/Lewis
- 7.7 P-W-R Joint Water Line Commission Directors Lima/Bellah
- 7.8 Rowland Heights Community Coordinating Council Directors Lu-Yang/Bellah
- 7.9 Local Agency Formation Commission Director Lewis

8. OTHER REPORTS, INFORMATION ITEMS AND COMMENTS

- 8.1 [Finance Report](#) Mrs. Malner
- 8.2 Operations Report Mr. Davidson
- 8.3 Project Updates Mr. Moisio
- 8.4 Personnel Report Mr. Coleman

9. ATTORNEY’S REPORT

Mr. Byrne

10. CLOSED SESSION

a. CONFERENCE WITH REAL PROPERTY NEGOTIATOR – [§54956.8]

Property: Portion of Property Located at Anaheim & Puente Road
City of Industry, CA
District Negotiator: Tom Coleman, General Manager
Negotiating Parties: City of Industry
Under Negotiation: Price and Terms

b. CONFERENCE WITH LEGAL COUNSEL – EXISTING LITIGATION [§54956.9]

Paragraph (1) of subdivision (d) of §54956.9
Haste, et al. vs Rowland Water District

11. RECONVENE/REPORT ON CLOSED SESSION

General Manager's and Directors' Comments

Future Agenda Items

Late Business

No action shall be taken on any items not appearing on the posted agenda, except upon a determination by a majority of the Board that an emergency situation exists, or that the need to take action arose after the posting of the agenda.

ADJOURNMENT

President Szu Pei Lu-Yang, Presiding



**Minutes of the Regular Meeting
of the Board of Directors of the Rowland Water District**
September 10, 2024 – 6:00 p.m.
3021 Fullerton Road
Rowland Heights, CA 91748

PLEDGE OF ALLEGIANCE

ROLL CALL OF DIRECTORS

President Szu Pei Lu-Yang
Vice President John Bellah
Director Vanessa Hsu
Director Anthony J. Lima

ABSENT:

Director Robert W. Lewis

OTHERS PRESENT:

Joseph Byrne, Legal Counsel, Best Best & Krieger
Mike Ti, TVMWD
Erin LaCombe, CV Strategies

ROWLAND WATER DISTRICT STAFF

Tom Coleman, General Manager
Dusty Moio, Assistant General Manager
Myra Malner, Director of Finance
Gabriela Palomares, Executive Services Manager
Elisabeth Mendez, Compliance & Safety Manager
Brittnie Gildea, Education & Community Outreach Coordinator
Robert Leamy, Water Systems Supervisor

ADDITION(S) TO THE AGENDA – None.

PUBLIC COMMENT ON NON-AGENDA ITEMS - None.

1. CONSENT CALENDAR

Upon motion by Director Lima, seconded by Director Bellah, the Consent Calendar was unanimously approved as follows:

1.1 Approval of Minutes of Regular Board Meeting Held on August 13, 2024

- 1.2 Approval of Minutes of Special Board Meeting held on August 27, 2024
- 1.3 Demands on General Fund Account for August 2024
- 1.4 Investment Report for July 2024
- 1.5 Water Purchases for July 2024
- 1.6 California Reservoir Conditions
(Motion passed 4-0)

2. ACTION ITEMS

2.1 Review and Approve Directors' Meeting Reimbursements for August 2024

Upon motion by Director Lima, seconded by Director Bellah, the Board unanimously approved the Directors' Meeting Reimbursement Report as presented. (Motion passed 4-0)

2.2 Adopt RWD Resolution No. 9-2024, Authorizing an Amendment to the California Public Employee's Retirement System Contract

The Board members were requested to review and consider the adoption of Resolution No. 9-2024, which proposes an amendment to the contract between the Board of Administration of the California Public Employees Retirement System (CalPERS) and Rowland Water District. This Amendment would incorporate §20903, providing eligible employees with an optional retirement benefit of two additional years of service credit. Director of Finance, Myra Malner, outlined that the District is adhering to the required process, which involves passing a resolution of intent, followed by a resolution to authorize the amendment. General Manager, Tom Coleman, further clarified that if the District decides to extend this benefit to an employee in the future, the proposal would first be presented to the Board for approval.

Upon motion by Director Hsu, seconded by Director Lima, the Board unanimously adopted RWD Resolution No. 9-2024, by the following roll call vote:

Ayes: Bellah, Hsu, Lewis, Lima, Lu-Yang
Noes: None
Absent: Lewis
Abstain: None

(Motion passed 4-0)

2.3 Request for Approval of Data Sharing Agreement between Flume Inc. and Rowland Water District

Assistant General Manager Dusty Moisiso reported on the data-sharing agreement for Board approval. He explained that Flume, in partnership with the Department of Water Resources, is conducting saturation and end-use studies to assess impacts of the 2030 indoor residential water standards. RWD has been invited to participate by providing historical water usage data and facilitate the installation of Flume's water usage monitoring devices District-wide. As part of the study, up to 100 Flume devices will be offered to RWD single-family residential customers at no cost, contingent upon their participation in the study.

Following discussion, a motion was made by Director Hsu, seconded by Director Lima and unanimously carried, to approve the Data Sharing Agreement between Flume Inc. and Rowland Water District. (Motion passed 4-0)

2.4 Review and Approve Reimbursement Agreement Between City of Industry and Rowland Water District for Arenth Road Mainline Relocation Project

General Manager Tom Coleman referred to the draft reimbursement agreement included in the Board packet. He discussed agreement terms, in particular the fulfillment of financial obligations as agreed upon by Rowland Water District and City of Industry representatives.

Upon motion by Director Lima, seconded by Director Hsu, the Board unanimously approved the Reimbursement Agreement between the City of Industry and Rowland Water District for the Arenth Road Mainline Relocation Project. (Motion passed 4-0)

2.5 Review and Approve Streetlight Master License Agreement between County of Los Angeles and Rowland Water District

Following discussion, upon motion by Director Bellah, seconded by Director Lima, the Board unanimously approved the Streetlight Master License Agreement between Rowland Water District and the County of Los Angeles. (Motion passed 4-0)

2.6 Claim for Damages Submitted by Subro Claims, Inc. o/b/o Geico Ins. a/s/o Siqi Zhang

Board members reviewed and discussed the claim for damages submitted on August 9, 2024, by Subro Claims, Inc. on behalf of Geico a/s/o Siqi Zhang included in the Board packet.

Following discussion, upon motion by Director Hsu, seconded by Director Bellah, the Board unanimously rejected the claim for damages and directed staff to send a formal notice of rejection to Subro Claims, Inc. on behalf of Geico a/s/o Siqi Zhang. (Motion passed 4-0)

3. PUBLIC RELATIONS

3.1 Communications Outreach (CV Strategies)

Ms. Erin LaCombe reported that CV Strategies, in addition to preparing the District's annual report, has issued a series of press releases to communicate important District updates.

3.2 Education Update

Brittnie Gildea presented a report to the Board on recent community and education engagement initiatives. She announced the upcoming campaign encouraging customers to register for the new bill payment portal, Invoice Cloud, with an incentive of a free succulent plant for those who sign up. Gildea also highlighted PWAG CET activities, noting that she and other members of the Administrative Committee will speak at the WaterSmart conference in Las Vegas, where they will showcase CET's regional programs. On the educational front, the Mini Solar Challenge and Splash Cash Programs have been promoted to schools and educators. A more detailed overview of school programs and employee initiatives is available in the Community and Education Outreach Update included in the Board packet.

4. DISCUSSION OF UPCOMING CONFERENCES, WORKSHOPS, OR EVENTS (INCLUDING ITEMS THAT MAY HAVE ARISEN AFTER THE POSTING OF THE AGENDA)

4.1 Board members were informed of ACWA & JPIA Fall Conference scheduled for December 2-5, 2024.

4.2 Board members were informed of TVMWD's Leadership Breakfast scheduled for October 31, 2024.

5. LEGISLATIVE INFORMATION – None.

6. REVIEW OF CORRESPONDENCE

▪ Board members received a 'Notice of No Election' from the Los Angeles County Election

Coordination Unit, advising that the incumbents for Divisions 1 (Vanessa Hsu) and 2 (Anthony J. Lima) ran uncontested. Therefore, the Board of Supervisors shall reappoint the Directors to office during an upcoming regular or special Board meeting.

7. COMMITTEE REPORTS

7.1 Joint Powers Insurance Authority – Board President Lu-Yang reported on ACWA/JPIA Personnel committee matters.

7.2 Three Valleys Municipal Water District – Director Bellah and Lima reported on TVMWD September 4, 2024, Board meeting activities.

7.3 Association of California Water Agencies – General Manager Coleman reported on the ACWA Executive Edge Leadership Forum that both he and Assistant General Manager Moio attended.

7.4 Puente Basin Water Agency (PBWA) – None.

7.5 Project Ad-Hoc Committee – None.

7.6 Regional Chamber of Commerce – None.

7.7 P-W-R Joint Waterline Commission – None.

7.8 Rowland Heights Community Coordinating Council (RHCCC) – None.

7.9 Local Agency Formation Commission – Board members received a written report drafted by Director Lewis that included updates on LAFCO and ACWA business matters of interest to the District.

8. OTHER REPORTS, INFORMATION ITEMS AND COMMENTS

8.1 Finance Report

Director of Finance, Myra Malner, presented a year-to-date Financial Dashboard containing comparative graphs of Revenue and Expense by Category and Consumption by Class through July 2024. Following her report, she answered questions posed by Board members.

8.2 Operations Report

The Board was provided with the field operations tasks completed during August 2024 (as listed below):

- Water Samples - 203
- Site Inspections – 64
- Service Orders Completed - 343
- Meters Replaced - 1
- Modules Replaced - 34
- Dig Alerts - 336
- Service Lines Replaced - 4
- System Valves Replaced - 0
- Air Releases Inspections - 0
- Recycled Water Inspections – 9

8.3 Projects Update – Assistant General Manager Dusty Moisio provided an update on the mainline replacement project along Yorbita Road. Moisio highlighted key aspects of the project, explaining that Rowland Water District's field operations team replaced 300 feet of 4-inch mainline with an 8-inch line, installed three new valves, and added a fire hydrant. The project also extended the water main to serve a new property.

8.4 Personnel Report – General Manager Coleman reported on the District's open recruitment for PWAG Administrative Assistant Part-Time position.

9. ATTORNEY'S REPORT – None.

10. CLOSED SESSION

A Closed Session was not held in connection with the item listed below:

a. Conference with Real Property Negotiator - [§54956.8]

Property: Portion of Property Located at
Anaheim & Puente Road
City of Industry
District Negotiator: Tom Coleman, General Manager
Negotiating Parties: City of Industry
Under Negotiation: Price and Terms

11. Closed Session Announcements: It was reported that no reportable action was taken as closed session was not held.

General Manager's and Directors' Comments – General Manager Coleman briefed the Board on upcoming Board meeting topics.

Future Agenda Item(s) – None.

Late Business – None.

A motion was made by Director Hsu to adjourn the meeting. The meeting was adjourned at 7:47 p.m.

SZU PEI LU-YANG
Board President

Attest: _____
TOM COLEMAN
Board Secretary



Minutes of the Special Meeting
of the Board of Directors of the Rowland Water District
September 24, 2024 – 6:00 p.m.
3021 Fullerton Road
Rowland Heights, CA 91748

PLEDGE OF ALLEGIANCE

ROLL CALL OF DIRECTORS

President Szu Pei Lu-Yang
Vice President John Bellah
Director Vanessa Hsu
Director Robert W. Lewis
Director Anthony J. Lima

ABSENT:

None.

OTHERS PRESENT:

Jim Uhl, Breaking the Chain Consulting
Tara Bravo Mullaly, CV Strategies

ROWLAND WATER DISTRICT STAFF

Tom Coleman, General Manager
Dusty Moisiso, Assistant General Manager
Allen Davidson, Director of Operations
Myra Malner, Director of Finance
Gabby Palomares, Executive Assistant

ADDITION(S) TO THE AGENDA

None.

PUBLIC COMMENT ON NON-AGENDA ITEM

None.

1. ACTION ITEMS

- 1.1 Board Development Workshop Facilitated by Jim Uhl, Breaking the Chain Consulting**
Mr. Jim Uhl of Breaking the Chain Consulting facilitated dialogue amongst Board members regarding strengths-based assessments, leadership development, and organizational health. As this was an informational item only, no Board action was taken.

2. **CLOSED SESSION** - A closed session was not held.

General Manager's and Directors' Comments – General Manager Tom Coleman informed the Board of the passing of Anthony Poli, who served as the General Manager of Rowland Water District from 1985 to 2003.

Future Agenda Item(s) – None.

Late Business – None.

A motion was made by Director Hsu, to adjourn the meeting at 8:04 p.m. in memory of Anthony Poli.

SZU PEI LU-YANG
Board President

Attest: _____
TOM COLEMAN
Board Secretary

UNAPPROVED MINUTES

Report Criteria:
 Report type: GL detail

GL Period	Check Issue Date	Check Number	Vendor Number	Payee	Description	Check Amount
33825						
09/24	09/03/2024	33825	62309	CITY OF INDUSTRY CITY HALL	RECYCLED WATER SYSTEM	38,961.00
Total 33825:						38,961.00
33826						
09/24	09/03/2024	33826	62309	CITY OF INDUSTRY CITY HALL	RECYCLED WATER SYSTEM-CIP	9,790.20
Total 33826:						9,790.20
33833						
09/24	09/03/2024	33833	162	BASIN VALVE COMPANY	SUPPLIES FOR RC	456.79
Total 33833:						456.79
33834						
09/24	09/03/2024	33834	403	CASELLE INC	CONTRACT SUPPORT CHARGES	2,115.00
Total 33834:						2,115.00
33835						
09/24	09/03/2024	33835	62439	CVSTRATEGIES	COMMUNICATION SERVICES-PRESS RELEASES	1,072.50
09/24	09/03/2024	33835	62439	CVSTRATEGIES	COMMUNICATION SERVICES-BOARD SUPPORT	2,306.25
09/24	09/03/2024	33835	62439	CVSTRATEGIES	COMMUNICATION SERVICES-PODCAST	4,080.00
09/24	09/03/2024	33835	62439	CVSTRATEGIES	COMMUNICATION SERVICES-CCR	253.75
Total 33835:						7,712.50
33836						
09/24	09/03/2024	33836	62891	DAVID WARREN	WEBSITE REDESIGN	210.00
Total 33836:						210.00
33837						
09/24	09/03/2024	33837	5600	G M SAGER CONSTRUCTION	ASPHALT	6,419.75
09/24	09/03/2024	33837	5600	G M SAGER CONSTRUCTION	ASPHALT	7,998.75
09/24	09/03/2024	33837	5600	G M SAGER CONSTRUCTION	ASPHALT & CONCRETE	6,801.00
Total 33837:						21,219.50
33838						
09/24	09/03/2024	33838	62822	GABRIELA S PALOMARES	MILEAGE REIMBURSEMENT	26.80
09/24	09/03/2024	33838	62822	GABRIELA S PALOMARES	TOTAL EXPENSE-LANDSCAPE WORKSHOP	47.96
Total 33838:						74.76
33839						
09/24	09/03/2024	33839	2690	HARPER & ASSOCIATES ENG.	ENGINEERING SERVICES-RES 8 REHAB	15,660.00
Total 33839:						15,660.00
33840						
09/24	09/03/2024	33840	62834	HPS WEST, INC.	1" SONATA POLY FLOW TUBE	851.72
09/24	09/03/2024	33840	62834	HPS WEST, INC.	1" SONATA POLY FLOW TUBE	851.72

GL Period	Check Issue Date	Check Number	Vendor Number	Payee	Description	Check Amount
Total 33840:						1,703.44
33841						
09/24	09/03/2024	33841	244	INFOSEND INC	BILLING SERVICE	2,676.11
Total 33841:						2,676.11
33842						
09/24	09/03/2024	33842	62781	KEVIN STONE	TOTAL EXPENSES-TRI STATE CONFERENCE	118.69
Total 33842:						118.69
33843						
09/24	09/03/2024	33843	62880	RYAN BERNAL	TOTAL EXPENSES-TRI STATE CONFERENCE	75.43
Total 33843:						75.43
33844						
09/24	09/03/2024	33844	62460	RYAN WHITE	TOTAL EXPENSES- TRI STATE CONFERENCE	231.48
Total 33844:						231.48
33845						
09/24	09/03/2024	33845	62502	S & J SUPPLY COMPANY, INC	MATERIAL FOR LARGE METER REPLACEMENTS	3,398.92
09/24	09/03/2024	33845	62502	S & J SUPPLY COMPANY, INC	YORBITA MAINLINE-SEE ATTACHED	21,161.12
09/24	09/03/2024	33845	62502	S & J SUPPLY COMPANY, INC	TAX	2,010.31
Total 33845:						26,570.35
33846						
09/24	09/03/2024	33846	62883	SALINAS TIRES & WHEELS	TIRES TRUCK 36	1,301.50
Total 33846:						1,301.50
33847						
09/24	09/03/2024	33847	5900	SOCALGAS	GAS UTILITY BILL	17.34
Total 33847:						17.34
33848						
09/24	09/03/2024	33848	62813	SOUTHLAND CIVIL ENGINEERING & S	ESTABLISH PROPERTY BOUNDARY FOR WEST AN	2,100.00
Total 33848:						2,100.00
33849						
09/24	09/03/2024	33849	7700	WALNUT VALLEY WATER DISTRICT	8 INCH TJ PR350 DI PIPE	11,132.10
09/24	09/03/2024	33849	7700	WALNUT VALLEY WATER DISTRICT	TAX	1,057.55
Total 33849:						12,189.65
33850						
09/24	09/03/2024	33850	7950	WESTERN WATER WORKS SUPPLY	SUPPLIES FOR MAINS	823.65
Total 33850:						823.65

GL Period	Check Issue Date	Check Number	Vendor Number	Payee	Description	Check Amount
33851						
09/24	09/10/2024	33851	62789	MY YUMMY TACOS	STAFF LUNCHEON	606.04
Total 33851:						606.04
33852						
09/24	09/10/2024	33852	1000	ACWA JPIA	EMPLOYEE HEALTH BENEFITS	57,917.09
09/24	09/10/2024	33852	1000	ACWA JPIA	EMPLOYEE VISION BENEFITS	778.65
09/24	09/10/2024	33852	1000	ACWA JPIA	EMPLOYEE ASSISTANCE PROGRAM	71.92
09/24	09/10/2024	33852	1000	ACWA JPIA	EMPLOYEE DENTAL BENEFITS	4,495.20
09/24	09/10/2024	33852	1000	ACWA JPIA	RETIREEES HEALTH BENEFITS	13,022.17
09/24	09/10/2024	33852	1000	ACWA JPIA	DIRECTORS HEALTH BENEFITS	9,197.67
Total 33852:						85,482.70
33853						
09/24	09/10/2024	33853	3375	ANTHONY J. LIMA	MILEAGE REIMBURSEMENT	9.38
Total 33853:						9.38
33854						
09/24	09/10/2024	33854	62093	ASTRA BACKFLOW INC	BACKFLOW TEST EQUIPMENT CAL. FEE	175.00
Total 33854:						175.00
33855						
09/24	09/10/2024	33855	400	AT&T MOBILITY	MOBILE PHONES, IPADS	1,637.66
Total 33855:						1,637.66
33856						
09/24	09/10/2024	33856	62524	BRITTNIE GILDEA	MILEAGE REIMBURSEMENT	52.19
Total 33856:						52.19
33857						
09/24	09/10/2024	33857	403	CASELLE INC	CONTRACT SUPPORT CHARGES	2,115.00
Total 33857:						2,115.00
33858						
09/24	09/10/2024	33858	6966	CINTAS	UNIFORM RENTAL	5,354.95
Total 33858:						5,354.95
33859						
09/24	09/10/2024	33859	62700	CITIZENS TRUST C/O CITIZEN BUSIN	TRUSTEES FEES	1,813.65
Total 33859:						1,813.65
33860						
09/24	09/10/2024	33860	1900	CLINICAL LAB OF S B	WATER SAMPLES	2,310.00
Total 33860:						2,310.00
33861						
09/24	09/10/2024	33861	62908	CRESCENT PIPE TONGS INC	TOOLS & SUPPLIES	3,661.46

GL Period	Check Issue Date	Check Number	Vendor Number	Payee	Description	Check Amount
Total 33861:						3,661.46
33862						
09/24	09/10/2024	33862	62505	D & H WATER SYSTEMS	JOINT LINE CHLORAMINE BOOSTING SYSTEM	150,966.39
09/24	09/10/2024	33862	62505	D & H WATER SYSTEMS	START UP AND TRAINING	2,000.00
09/24	09/10/2024	33862	62505	D & H WATER SYSTEMS	TAX	14,341.81
Total 33862:						167,308.20
33863						
09/24	09/10/2024	33863	62731	EHS INTERNATIONAL INC	ASBESTOS CLASS II CEMENT PIPE WORKER	1,500.00
Total 33863:						1,500.00
33864						
09/24	09/10/2024	33864	2300	FEDERAL EXPRESS	POSTAGE	39.18
Total 33864:						39.18
33865						
09/24	09/10/2024	33865	2550	FRONTIER	INTERNET ACCESS	890.00
Total 33865:						890.00
33866						
09/24	09/10/2024	33866	62526	HARRINGTON INDUSTRIAL PLASTICS	SUPPLIES FOR RES	926.93
Total 33866:						926.93
33867						
09/24	09/10/2024	33867	62624	HASA INC	CHEMICALS FOR RCS	1,114.17
09/24	09/10/2024	33867	62624	HASA INC	CHEMICALS FOR RCS	362.10
Total 33867:						1,476.27
33868						
09/24	09/10/2024	33868	62900	HAZEN AND SAWYER	PFAS EVALUATION	13,515.00
Total 33868:						13,515.00
33869						
09/24	09/10/2024	33869	62531	KEN GRODY FORD	2024 FORD TRANSIT VAN	61,005.00
09/24	09/10/2024	33869	62531	KEN GRODY FORD	TAX	5,803.56
09/24	09/10/2024	33869	62531	KEN GRODY FORD	FEES	126.75
Total 33869:						66,935.31
33870						
09/24	09/10/2024	33870	62573	MANAGED MOBILE INC	MAINTENANCE TRUCK 28	513.55
Total 33870:						513.55
33871						
09/24	09/10/2024	33871	62690	MASTER METER	ANNUAL MAINTENANCE ALLEGRO BASE STATION	17,820.00
09/24	09/10/2024	33871	62690	MASTER METER	ANNUAL MAINTENANCE PER STANDARD OR SOLA	4,576.00
09/24	09/10/2024	33871	62690	MASTER METER	HARMONY FIXED ANNUAL SUPPORT	20,320.28

GL Period	Check Issue Date	Check Number	Vendor Number	Payee	Description	Check Amount
Total 33871:						42,716.28
33872						
09/24	09/10/2024	33872	62525	MORROW-MEADOWS CORPORATION	CHECKED 4 GENERATORS FOR PHASE ROTATION	1,221.64
Total 33872:						1,221.64
33873						
09/24	09/10/2024	33873	5000	PUENTE BASIN WATER AGENCY	ACWA/JPIA CYBER LIABILITY INSURANCE	50.00
09/24	09/10/2024	33873	5000	PUENTE BASIN WATER AGENCY	SERVICE & REG FEE-2525 C	25.50
09/24	09/10/2024	33873	5000	PUENTE BASIN WATER AGENCY	CJ BROWN AUDIT FYE 06/30/24	109.00
09/24	09/10/2024	33873	5000	PUENTE BASIN WATER AGENCY	REEB SEP 2024	1,750.00
09/24	09/10/2024	33873	5000	PUENTE BASIN WATER AGENCY	1059.66 AF @ \$100.50	106,495.83
Total 33873:						108,430.33
33874						
09/24	09/10/2024	33874	5100	PUENTE READY MIX INC	CRUSHER BASE	1,096.75
Total 33874:						1,096.75
33875						
09/24	09/10/2024	33875	62062	ROBERT LEAMY	TOTAL EXPENSES-TRI STATE CONFERENCE	185.75
Total 33875:						185.75
33876						
09/24	09/10/2024	33876	3360	ROBERT LEWIS	MILEAGE REIMBURSEMENT	46.90
Total 33876:						46.90
33877						
09/24	09/10/2024	33877	62502	S & J SUPPLY COMPANY, INC	SUPPLIES FOR MAINS	473.32
09/24	09/10/2024	33877	62502	S & J SUPPLY COMPANY, INC	SUPPLIES FOR SERVICES	2,135.26
09/24	09/10/2024	33877	62502	S & J SUPPLY COMPANY, INC	SUPPLIES FOR MAINS	836.14
Total 33877:						3,444.72
33878						
09/24	09/10/2024	33878	62691	SJ LYONS CONSTRUCTION INC	LOCKER ROOM REMODEL	32,483.30
Total 33878:						32,483.30
33879						
09/24	09/10/2024	33879	3550	SOUTHERN COUNTIES FUELS	UNLEADED FUEL	6,017.12
09/24	09/10/2024	33879	3550	SOUTHERN COUNTIES FUELS	FUEL SURCHARGE	9.92
09/24	09/10/2024	33879	3550	SOUTHERN COUNTIES FUELS	REG COMPLIANCE	12.95
09/24	09/10/2024	33879	3550	SOUTHERN COUNTIES FUELS	TAX	274.25
Total 33879:						6,314.24
33880						
09/24	09/10/2024	33880	62711	TECHNOLOGY SYSTEMS	PROGRAMMING SUPPORT	280.00
Total 33880:						280.00

GL Period	Check Issue Date	Check Number	Vendor Number	Payee	Description	Check Amount
33881						
09/24	09/10/2024	33881	62626	TRI COUNTY PUMP COMPANY	COI PS1 PUMP 1 MOTOR REHAB	11,567.10
Total 33881:						11,567.10
33882						
09/24	09/10/2024	33882	382	W A RASIC CONSTRUCTION CO INC	JOB 23SC73-CUATRO PUMP STATION	257,109.90
09/24	09/10/2024	33882	382	W A RASIC CONSTRUCTION CO INC	JOB 24SC03-18137 COMPANARIO	7,899.25
Total 33882:						265,009.15
33883						
09/24	09/10/2024	33883	7700	WALNUT VALLEY WATER DISTRICT	RECYCLED WATER	1,496.91
Total 33883:						1,496.91
33884						
09/24	09/10/2024	33884	7950	WESTERN WATER WORKS SUPPLY	SUPPLIES FOR MAINS	2,220.66
Total 33884:						2,220.66
33894						
09/24	09/19/2024	33894	4600	AIRGAS USA LLC	TANK RENTAL	130.08
09/24	09/12/2024	33894	62558	PUENTE BASIN WATER AGENCY	PM 22/PM 9 CONNECTION	456,556.80
09/24	09/12/2024	33894	62558	PUENTE BASIN WATER AGENCY	TVMWD CONNECTION CAPACITY	1,882.96
09/24	09/12/2024	33894	62558	PUENTE BASIN WATER AGENCY	TVMWD EQUIVALENT SMALL METER	2,394.36
09/24	09/12/2024	33894	62558	PUENTE BASIN WATER AGENCY	TVMWD WATER USE CHARGE	1,435.18
09/24	09/12/2024	33894	62558	PUENTE BASIN WATER AGENCY	MWD CAPACITY CHARGE	5,648.56
09/24	09/12/2024	33894	62558	PUENTE BASIN WATER AGENCY	MWD LRP CREDIT JUNE 2024	6,605.00
09/24	09/12/2024	33894	62558	PUENTE BASIN WATER AGENCY	WATER RESEARCH FOUNDATION DUES	1,030.00
Total 33894:						462,472.94
33895						
09/24	09/12/2024	33895	4750	PWR JT WATER LINE COMMISSION	PM 15 Water Use	284,164.42
09/24	09/12/2024	33895	4750	PWR JT WATER LINE COMMISSION	PM 21 Water Use	384,116.31
09/24	09/12/2024	33895	4750	PWR JT WATER LINE COMMISSION	MWD CAPACITY RESERVATION CHARGE	6,404.27
09/24	09/12/2024	33895	4750	PWR JT WATER LINE COMMISSION	TVMWD CONNECTED CAPACITY CHARGE	1,518.92
09/24	09/12/2024	33895	4750	PWR JT WATER LINE COMMISSION	TVMWD WATER USE CHARGE	2,233.30
09/24	09/19/2024	33895	1400	BADGER METER INC	M2000 PCB ASSY 110/220 VAC 12 PIN	1,087.50
Total 33895:						679,524.72
33896						
09/24	09/19/2024	33896	62810	BREAKING THE CHAIN CONSULTING	2 DAY COACHING/CONSULTING	6,000.00
Total 33896:						6,000.00
33897						
09/24	09/19/2024	33897	383	CLA-VAL- GRISWOLD INDUSTRIES	12" KIT, RUBBER REBUILD 150/300	3,025.60
09/24	09/19/2024	33897	383	CLA-VAL- GRISWOLD INDUSTRIES	12" STUD/NUT KIT 100 SST	1,475.20
09/24	09/19/2024	33897	383	CLA-VAL- GRISWOLD INDUSTRIES	LABOR, PREVAILING WAGE FOR 2 PEOPLE	2,792.00
09/24	09/19/2024	33897	383	CLA-VAL- GRISWOLD INDUSTRIES	TRAVEL FOR 2 PEOPLE	600.00
09/24	09/19/2024	33897	383	CLA-VAL- GRISWOLD INDUSTRIES	TAX	427.56
Total 33897:						8,320.36

GL Period	Check Issue Date	Check Number	Vendor Number	Payee	Description	Check Amount
33898						
09/24	09/19/2024	33898	1900	CLINICAL LAB OF S B	WATER SAMPLES-NOGALES LIFT STATION	182.00
Total 33898:						182.00
33899						
09/24	09/19/2024	33899	1270	CORELOGIC SOLUTIONS LLC	PROPERTY DATA INFO	109.50
Total 33899:						109.50
33900						
09/24	09/19/2024	33900	62891	DAVID WARREN	CONTRACT WORK ON MAKING CONSERVATION A	630.00
09/24	09/19/2024	33900	62891	DAVID WARREN	WEBSITE REDESIGN	225.00
Total 33900:						855.00
33901						
09/24	09/19/2024	33901	62747	EAGLE AERIAL SOLUTIONS	WATERVIEW ANNUAL SUBSCRIPTION	10,263.00
Total 33901:						10,263.00
33902						
09/24	09/19/2024	33902	62445	EXCEL DOOR & GATE COMPANY	PERFORM BI-ANNUAL PM-ASHBOURNE	265.00
09/24	09/19/2024	33902	62445	EXCEL DOOR & GATE COMPANY	PERFORM SEMI-ANNUAL PM-ARTIGAS	395.00
09/24	09/19/2024	33902	62445	EXCEL DOOR & GATE COMPANY	PERFORM ANNUAL PM-1921 WHITTIER	390.00
09/24	09/19/2024	33902	62445	EXCEL DOOR & GATE COMPANY	PERFORM BI-ANNUAL PM ON DOORS AND GATE	393.00
09/24	09/19/2024	33902	62445	EXCEL DOOR & GATE COMPANY	PERFORM BI-ANNUAL PM ON MAIN BUILDING	307.00
09/24	09/19/2024	33902	62445	EXCEL DOOR & GATE COMPANY	PERFORM ANNUAL PM ON (2) DOORS AND (3) GAT	1,685.00
Total 33902:						3,435.00
33903						
09/24	09/19/2024	33903	2300	FEDERAL EXPRESS	POSTAGE	62.36
09/24	09/19/2024	33903	2300	FEDERAL EXPRESS	POSTAGE	50.05
Total 33903:						112.41
33904						
09/24	09/19/2024	33904	5600	G M SAGER CONSTRUCTION	CONCRETE	7,092.20
Total 33904:						7,092.20
33905						
09/24	09/19/2024	33905	62878	GREENMEDIA CREATIONS	WATERWELL TRAINING CLASSES	1,500.00
Total 33905:						1,500.00
33906						
09/24	09/19/2024	33906	62624	HASA INC	CHEMICALS FOR RCS	817.21
09/24	09/19/2024	33906	62624	HASA INC	CHEMICALS FOR RCS	321.05
09/24	09/19/2024	33906	62624	HASA INC	CHEMICALS FOR RCS	875.58
Total 33906:						2,013.84
33907						
09/24	09/19/2024	33907	62849	HAYES AUTOMATION INC.	WATER QUALITY TESTING SUPPLIES	1,172.75

GL Period	Check Issue Date	Check Number	Vendor Number	Payee	Description	Check Amount
Total 33907:						1,172.75
33908						
09/24	09/19/2024	33908	62863	HIGH-TECH SYSTEMS	SECURITY UPGRADE FOR VANTAGE POINT	14,130.63
09/24	09/19/2024	33908	62863	HIGH-TECH SYSTEMS	TAX	804.25
09/24	09/19/2024	33908	62863	HIGH-TECH SYSTEMS	SECURITY UPGRADE FOR VANTAGE POINT	525.69
09/24	09/19/2024	33908	62863	HIGH-TECH SYSTEMS	TAX	43.10
Total 33908:						15,503.67
33909						
09/24	09/19/2024	33909	62834	HPS WEST, INC.	1" SONATA POLY FLOW TUBE	436.37
Total 33909:						436.37
33910						
09/24	09/19/2024	33910	62435	INDUSTRY PUBLIC UTILITY COMMISSI	PUMPING POWER-PUMPSTATION 2A	9,739.57
Total 33910:						9,739.57
33911						
09/24	09/19/2024	33911	244	INFOSEND INC	BILLING SERVICE	112.59
09/24	09/19/2024	33911	244	INFOSEND INC	BILLING SERVICE	1,945.51
Total 33911:						2,058.10
33912						
09/24	09/19/2024	33912	3080	J COLON COATINGS INC	REHABILITATION RES 8	167,200.00
Total 33912:						167,200.00
33913						
09/24	09/19/2024	33913	62066	JANITORIAL SYSTEMS	MONTHLY JANITORIAL SERVICES	660.00
Total 33913:						660.00
33914						
09/24	09/19/2024	33914	62664	M & J TREE SERVICE	REPLACED EUGENIA	250.00
09/24	09/19/2024	33914	62664	M & J TREE SERVICE	REFILL 2 YARDS OF DG WITH STABILIZER	800.00
09/24	09/19/2024	33914	62664	M & J TREE SERVICE	MAINTENANCE FOR AUGUST-WBS	600.00
Total 33914:						1,650.00
33915						
09/24	09/19/2024	33915	62573	MANAGED MOBILE INC	FLEET MAINTENANCE MANAGEMENT FEE	55.00
Total 33915:						55.00
33916						
09/24	09/19/2024	33916	62078	MCKINNEY CONSTRUCTION CO INC	INSTALL 1" WATER SERVICE-16589 OLD FOREST	9,872.00
Total 33916:						9,872.00
33917						
09/24	09/19/2024	33917	257	MCMMASTER-CARR SUPPLY CO	SUPPLIES FOR METERS	176.67

GL Period	Check Issue Date	Check Number	Vendor Number	Payee	Description	Check Amount
Total 33917:						176.67
33918						
09/24	09/19/2024	33918	189	NOBEL SYSTEMS	UPDATES TO DISTRICT'S GIS DATA	1,920.00
Total 33918:						1,920.00
33919						
09/24	09/19/2024	33919	62771	PUBLIC WATER AGENCIES GROUP	ASSESSMENT FOR EMERGENCY PREPAREDNESS	2,029.06
Total 33919:						2,029.06
33920						
09/24	09/19/2024	33920	5100	PUENTE READY MIX INC	CONCRETE SAND & CRUSH BASE	1,137.05
Total 33920:						1,137.05
33921						
09/24	09/19/2024	33921	5740	QUINN COMPANY	REPAIRS 420 BACKHOE	1,318.27
Total 33921:						1,318.27
33922						
09/24	09/19/2024	33922	62904	RAFAEL ARAMBUL & SON	HAULED DIRT AND ASPHALT	8,200.00
Total 33922:						8,200.00
33923						
09/24	09/19/2024	33923	62502	S & J SUPPLY COMPANY, INC	SUPPLIES FOR HYDRANTS	52.45
09/24	09/19/2024	33923	62502	S & J SUPPLY COMPANY, INC	SUPPLIES FOR MAINS	343.09
Total 33923:						395.54
33924						
09/24	09/19/2024	33924	62534	SHRED IT C/O STERICYCLE INC	SHREDDING SERVICE	148.20
Total 33924:						148.20
33925						
09/24	09/19/2024	33925	6600	THREE VALLEYS MUN WATER DIST	LEADERSHIP BREAKFAST	210.00
Total 33925:						210.00
33926						
09/24	09/19/2024	33926	62521	TRIEPEI SMITH & ASSOCIATES	MONTHLY WEBSITE MAINTENANCE	375.00
Total 33926:						375.00
33927						
09/24	09/19/2024	33927	62909	UNDERGROUND H2O	ACOUSTIC LEAK DETECTION	2,500.00
Total 33927:						2,500.00
33928						
09/24	09/19/2024	33928	6950	UNDERGROUND SERVICE ALERT	SERVICE ALERT	405.90

GL Period	Check Issue Date	Check Number	Vendor Number	Payee	Description	Check Amount
Total 33928:						405.90
33931						
09/24	09/25/2024	33931	62840	AM-TEC TOTAL SECURITY INC	DOOR CORING FOR NEW DOOR	805.00
Total 33931:						805.00
33932						
09/24	09/25/2024	33932	62554	APPLIED TECHNOLOGY GROUP	EMERGENCY RADIOS	360.00
Total 33932:						360.00
33933						
09/24	09/25/2024	33933	62597	BEST BEST & KRIEGER LLP	LEGAL FEES-GENERAL COUNSEL	6,637.53
09/24	09/25/2024	33933	62597	BEST BEST & KRIEGER LLP	LEGAL FEES-CELL LEASES AND RELATED ISSUES	4,158.00
09/24	09/25/2024	33933	62597	BEST BEST & KRIEGER LLP	LEGAL FEES-REAL PROPERTY	289.80
Total 33933:						11,085.33
33934						
09/24	09/25/2024	33934	403	CASELLE INC	CONTRACT SUPPORT CHARGES	2,115.00
Total 33934:						2,115.00
33935						
09/24	09/25/2024	33935	1900	CLINICAL LAB OF S B	WATER SAMPLES	1,834.00
Total 33935:						1,834.00
33936						
09/24	09/25/2024	33936	62911	COMMERCE HOSE & INDUSTRIAL PR	SUPPLIES FOR RC	774.49
Total 33936:						774.49
33937						
09/24	09/25/2024	33937	62912	COUNTY OF ORANGE	WHITTIER BOOSTER STATION CUPA FEES	809.00
Total 33937:						809.00
33938						
09/24	09/25/2024	33938	2300	FEDERAL EXPRESS	POSTAGE	39.35
Total 33938:						39.35
33939						
09/24	09/25/2024	33939	130	FERGUSON WATERWORKS #1083	1900 FULLERTON PIPING	3,051.38
09/24	09/25/2024	33939	130	FERGUSON WATERWORKS #1083	TAX	289.89
Total 33939:						3,341.27
33940						
09/24	09/25/2024	33940	2550	FRONTIER	PHONE SERVICE	461.99
Total 33940:						461.99

GL Period	Check Issue Date	Check Number	Vendor Number	Payee	Description	Check Amount
33941						
09/24	09/25/2024	33941	5600	G M SAGER CONSTRUCTION	ASPHALT	7,958.25
09/24	09/25/2024	33941	5600	G M SAGER CONSTRUCTION	ASPHALT	10,691.50
Total 33941:						18,649.75
33942						
09/24	09/25/2024	33942	2630	HADDICK'S TOWING LLC	HEAVY DUTY TOWING-TRUCK 46	300.00
Total 33942:						300.00
33943						
09/24	09/25/2024	33943	62624	HASA INC	CHEMICALS FOR RCS	350.23
09/24	09/25/2024	33943	62624	HASA INC	CHEMICALS FOR RCS	306.45
Total 33943:						656.68
33944						
09/24	09/25/2024	33944	62900	HAZEN AND SAWYER	PFAS EVALUATION	5,985.00
Total 33944:						5,985.00
33945						
09/24	09/25/2024	33945	379	HIGHROAD INFORMATION TECHNOL	MAINTENANCE, SUPPORT AND SOFTWARE RENE	13,071.00
09/24	09/25/2024	33945	379	HIGHROAD INFORMATION TECHNOL	MANAGED IT SERVICES	7,201.00
Total 33945:						20,272.00
33946						
09/24	09/25/2024	33946	27211	HILL BROS CHEMICAL CO	CHEMICAL FOR RES	970.27
09/24	09/25/2024	33946	27211	HILL BROS CHEMICAL CO	CHEMICAL FOR RES	930.27
09/24	09/25/2024	33946	27211	HILL BROS CHEMICAL CO	CHEMICAL FOR RES	770.27
09/24	09/25/2024	33946	27211	HILL BROS CHEMICAL CO	CHEMICAL FOR RES	596.46
09/24	09/25/2024	33946	27211	HILL BROS CHEMICAL CO	CHEMICAL FOR RES	739.62
09/24	09/25/2024	33946	27211	HILL BROS CHEMICAL CO	CHEMICAL FOR PBWA	1,466.50
09/24	09/25/2024	33946	27211	HILL BROS CHEMICAL CO	CHEMICAL FOR PBWA	1,184.91
09/24	09/25/2024	33946	27211	HILL BROS CHEMICAL CO	CHEMICAL FOR PBWA	1,256.73
09/24	09/25/2024	33946	27211	HILL BROS CHEMICAL CO	CHEMICAL FOR PBWA	1,723.51
Total 33946:						9,638.54
33947						
09/24	09/25/2024	33947	2724	HOME DEPOT CREDIT SERVICES	SUPPLIES FOR SERVICES	179.85
09/24	09/25/2024	33947	2724	HOME DEPOT CREDIT SERVICES	SUPPLIES FOR MAINS	223.04
09/24	09/25/2024	33947	2724	HOME DEPOT CREDIT SERVICES	MISC EXPENSE	280.07
09/24	09/25/2024	33947	2724	HOME DEPOT CREDIT SERVICES	TOOLS & SUPPLIES	389.78
09/24	09/25/2024	33947	2724	HOME DEPOT CREDIT SERVICES	SUPPLIES FOR RES	143.23
09/24	09/25/2024	33947	2724	HOME DEPOT CREDIT SERVICES	RES 8 REHAB	1,212.17
Total 33947:						2,428.14
33948						
09/24	09/25/2024	33948	62777	J DE SIGIO CONSTRUCTION INC	WATER SERVICE INSTALLATION-18341 SENTENO	10,300.00
Total 33948:						10,300.00

GL Period	Check Issue Date	Check Number	Vendor Number	Payee	Description	Check Amount
33949						
09/24	09/25/2024	33949	2056	LOS ANGELES COUNTY FIRE DEPART	ABOVE GROUND PETROLEUM STORAGE TANK PR	1,147.00
09/24	09/25/2024	33949	2056	LOS ANGELES COUNTY FIRE DEPART	HAZARDOUS MATERIALS DISCLOSURE PROGRAM	999.00
09/24	09/25/2024	33949	2056	LOS ANGELES COUNTY FIRE DEPART	HAZARDOUS MATERIALS DISCLOSURE PROGRAM	663.00
09/24	09/25/2024	33949	2056	LOS ANGELES COUNTY FIRE DEPART	HAZARDOUS MATERIALS DISCLOSURE PROGRAM	663.00
09/24	09/25/2024	33949	2056	LOS ANGELES COUNTY FIRE DEPART	HAZARDOUS MATERIALS DISCLOSURE PROGRAM	819.00
09/24	09/25/2024	33949	2056	LOS ANGELES COUNTY FIRE DEPART	HAZARDOUS MATERIALS DISCLOSURE PROGRAM	819.00
09/24	09/25/2024	33949	2056	LOS ANGELES COUNTY FIRE DEPART	HAZARDOUS MATERIALS DISCLOSURE PROGRAM	819.00
Total 33949:						5,929.00
33950						
09/24	09/25/2024	33950	62835	LOWE'S	TOOLS & SUPPLIES	24.92
09/24	09/25/2024	33950	62835	LOWE'S	MISC EXPENSE	411.35
09/24	09/25/2024	33950	62835	LOWE'S	SUPPLIES FOR RES	65.40
09/24	09/25/2024	33950	62835	LOWE'S	SUPPLIES FOR RC	14.03
Total 33950:						515.70
33951						
09/24	09/25/2024	33951	62525	MORROW-MEADOWS CORPORATION	FURNISH AND INSTALL DIMMABLE LIGHTING SYST	15,908.04
Total 33951:						15,908.04
33952						
09/24	09/25/2024	33952	62735	MUTUAL OF OMAHA	LIFE INSURANCE	617.50
09/24	09/25/2024	33952	62735	MUTUAL OF OMAHA	SHORT/LONG TERM DISABILTY	1,693.08
09/24	09/25/2024	33952	62735	MUTUAL OF OMAHA	DIRECTORS LIFE INSURANCE	66.50
Total 33952:						2,377.08
33953						
09/24	09/25/2024	33953	62649	OPARC	PAINTING FIRE HYDRANTS	3,654.66
Total 33953:						3,654.66
33954						
09/24	09/25/2024	33954	62502	S & J SUPPLY COMPANY, INC	TOOLS & SUPPLIES	2,299.50
09/24	09/25/2024	33954	62502	S & J SUPPLY COMPANY, INC	MATERIAL FOR FIRE HYDRANT REPLACEMENT	229.12
09/24	09/25/2024	33954	62502	S & J SUPPLY COMPANY, INC	SUPPLIES FOR SERVICES	744.32
Total 33954:						3,272.94
33955						
09/24	09/25/2024	33955	62046	SGV REGIONAL CHAMBER OF COMM	MEMBERSHIP	395.00
Total 33955:						395.00
33956						
09/24	09/25/2024	33956	5750	SHERWIN WILLIAMS COMPANY	PAINT FOR RES	1,093.82
Total 33956:						1,093.82
33957						
09/24	09/25/2024	33957	62691	SJ LYONS CONSTRUCTION INC	BREAKROOM/LOCKER ROOM REMODEL	31,752.99

GL Period	Check Issue Date	Check Number	Vendor Number	Payee	Description	Check Amount
Total 33957:						31,752.99
33958						
09/24	09/25/2024	33958	382	W A RASIC CONSTRUCTION CO INC	JOB 24SC03-18137 COMPANARIO	415.75
09/24	09/25/2024	33958	382	W A RASIC CONSTRUCTION CO INC	JOB 24SC28-17775 ROWLAND ST	3,362.50
09/24	09/25/2024	33958	382	W A RASIC CONSTRUCTION CO INC	JOB 24SC48-577 LOCHMERE AE	397.00
09/24	09/25/2024	33958	382	W A RASIC CONSTRUCTION CO INC	JOB 24SC52-2463 LOS PADRES	399.75
Total 33958:						4,575.00
33959						
09/24	09/03/2024	33959	1070	AMERICAN EXPRESS	MISC EXPENSES	11,143.03
09/24	09/03/2024	33959	1070	AMERICAN EXPRESS	VEHICLE EXPENSE	1,803.34
09/24	09/03/2024	33959	1070	AMERICAN EXPRESS	SEMINAR & TRAINING	294.32
09/24	09/03/2024	33959	1070	AMERICAN EXPRESS	CONFERENCE EXPENSE	265.65
09/24	09/03/2024	33959	1070	AMERICAN EXPRESS	PERMIT FEE	673.00
09/24	09/03/2024	33959	1070	AMERICAN EXPRESS	BREAKROOM/LOCKER ROOM REMODEL	5,247.67
09/24	09/03/2024	33959	1070	AMERICAN EXPRESS	EXPENSES FOR MAINS	1,020.29
09/24	09/03/2024	33959	1070	AMERICAN EXPRESS	SERVICE CUTS	2,019.00
09/24	09/03/2024	33959	1070	AMERICAN EXPRESS	TOOLS & SUPPLIES	854.15
09/24	09/03/2024	33959	1070	AMERICAN EXPRESS	IT SUPPORT	901.11
09/24	09/03/2024	33959	1070	AMERICAN EXPRESS	MEMBERSHIP FEE	83.40
09/24	09/03/2024	33959	1070	AMERICAN EXPRESS	BOOK & SUBSCRIPTION	48.61
09/24	09/03/2024	33959	1070	AMERICAN EXPRESS	OFFICE SUPPLIES	2,732.99
09/24	09/03/2024	33959	1070	AMERICAN EXPRESS	SPECTRUM	799.00
09/24	09/03/2024	33959	1070	AMERICAN EXPRESS	FREEDOM VOICE	1,566.17
09/24	09/03/2024	33959	1070	AMERICAN EXPRESS	CENTRAL COMMUNICATION	565.22
09/24	09/03/2024	33959	1070	AMERICAN EXPRESS	DIRECTV	100.99
09/24	09/03/2024	33959	1070	AMERICAN EXPRESS	STARLINK	140.00
09/24	09/03/2024	33959	1070	AMERICAN EXPRESS	STARLINK	120.00
Total 33959:						30,377.94
Grand Totals:						2,575,595.42

Summary by General Ledger Account Number

GL Account	Debit	Credit	Proof
11185-0	66,935.31	.00	66,935.31
11505-0	752,249.31	.00	752,249.31
222100	6,605.00	2,582,200.42-	2,575,595.42-
51310-0	1,124,837.53	6,605.00-	1,118,232.53
51410-1	3,668.48	.00	3,668.48
51410-2	3,401.88	.00	3,401.88
51410-3	2,394.36	.00	2,394.36
51410-5	12,052.83	.00	12,052.83
51510-0	50,248.11	.00	50,248.11
51910-0	108,430.33	.00	108,430.33
52210-0	1,221.64	.00	1,221.64
52310-0	9,739.57	.00	9,739.57
54209-0	2,332.81	.00	2,332.81
54210-0	78,438.52	.00	78,438.52
54211-0	21,035.43	.00	21,035.43

GL Account	Debit	Credit	Proof
54212-0	176.67	.00	176.67
54213-0	3,589.38	.00	3,589.38
54214-0	15,121.36	.00	15,121.36
54215-0	3,707.11	.00	3,707.11
54217-0	8,153.68	.00	8,153.68
54218-0	11,749.10	.00	11,749.10
54219-0	6,621.65	.00	6,621.65
56210-0	10,287.63	.00	10,287.63
56211-0	1,813.65	.00	1,813.65
56212-0	48.61	.00	48.61
56214-0	2,732.99	.00	2,732.99
56215-0	1,508.40	.00	1,508.40
56216-0	190.94	.00	190.94
56217-0	135.27	.00	135.27
56218-0	11,085.33	.00	11,085.33
56218-2	2,029.06	.00	2,029.06
56219-0	5,239.37	.00	5,239.37
56220-0	9,816.11	.00	9,816.11
56221-0	9,212.50	.00	9,212.50
56223-0	877.00	.00	877.00
56226-0	13,071.00	.00	13,071.00
56312-0	60,474.04	.00	60,474.04
56320-0	8,004.32	.00	8,004.32
56411-0	57,917.09	.00	57,917.09
56413-0	4,495.20	.00	4,495.20
56415-0	778.65	.00	778.65
56416-0	617.50	.00	617.50
56418-0	1,693.08	.00	1,693.08
56419-0	71.92	.00	71.92
56421-0	22,286.34	.00	22,286.34
56710-0	1,448.35	.00	1,448.35
56812-0	12,488.45	.00	12,488.45
57310-0	34,413.00	.00	34,413.00
57312-0	7,229.81	.00	7,229.81
57314-0	3,540.00	.00	3,540.00
57315-0	4,144.00	.00	4,144.00
57321-0	7,910.75	.00	7,910.75
57323-0	535.00	.00	535.00
Grand Totals:	<u>2,588,805.42</u>	<u>2,588,805.42-</u>	<u>.00</u>

Report Criteria:
 Report type: GL detail

Check Number	Check Issue Date	Payee	Check Amount	
33827	09/03/2024	MONICA ULLOA	226.03	
<u>Sequence</u>	<u>Source</u>	<u>Description</u>	<u>GL Account</u>	<u>Amount</u>
1		PAYROLL 9/1/24-9/3/24	22210-0	226.03
33828	09/03/2024	MONICA ULLOA	2,726.64	
<u>Sequence</u>	<u>Source</u>	<u>Description</u>	<u>GL Account</u>	<u>Amount</u>
1		Vacation & Comp Time Payout	22210-0	2,726.64
33829	09/03/2024	BEST FORMULATIONS LLC	7,034.43	
<u>Sequence</u>	<u>Source</u>	<u>Description</u>	<u>GL Account</u>	<u>Amount</u>
1		PROJECT REFUND	24110-0	7,034.43
33830	09/03/2024	ZHEN WEI HUANG	1,243.28	
<u>Sequence</u>	<u>Source</u>	<u>Description</u>	<u>GL Account</u>	<u>Amount</u>
1		PROJECT REFUND	24110-0	1,243.28
33831	09/03/2024	TESHAUNNA KING	864.78	
<u>Sequence</u>	<u>Source</u>	<u>Description</u>	<u>GL Account</u>	<u>Amount</u>
1		PROJECT REFUND	24110-0	864.78
33832	09/03/2024	HUIJUN JIN	881.69	
<u>Sequence</u>	<u>Source</u>	<u>Description</u>	<u>GL Account</u>	<u>Amount</u>
1		PROJECT REFUND	24110-0	881.69
33885	09/10/2024	GRIFFITH COMPANY	1,697.10	
<u>Sequence</u>	<u>Source</u>	<u>Description</u>	<u>GL Account</u>	<u>Amount</u>
1	49-02	DEPOSIT REFUND	22810-0	1,697.10
33886	09/10/2024	YAN LIANG	100.22	
<u>Sequence</u>	<u>Source</u>	<u>Description</u>	<u>GL Account</u>	<u>Amount</u>
1	1100-26	DEPOSIT REFUND	22810-0	100.22
33887	09/10/2024	HORIZON UNDERGROUND INC	2,817.37	
<u>Sequence</u>	<u>Source</u>	<u>Description</u>	<u>GL Account</u>	<u>Amount</u>
1	9600272-01	DEPOSIT REFUND	22810-0	2,817.37
33888	09/10/2024	DONLON BUILDERS	2,776.84	
<u>Sequence</u>	<u>Source</u>	<u>Description</u>	<u>GL Account</u>	<u>Amount</u>
1	9600273-01	DEPOSIT REFUND	22810-0	2,776.84
33889	09/10/2024	TAYLOR SOOHOO	186.21	
<u>Sequence</u>	<u>Source</u>	<u>Description</u>	<u>GL Account</u>	<u>Amount</u>
1	305772-74	DEPOSIT REFUND	22810-0	186.21
33890	09/10/2024	RODRIGO RODRIQUEZ	92.48	

Check Number	Check Issue Date	Payee		Check Amount
Sequence	Source	Description	GL Account	Amount
	1 487585-41	CREDIT REFUND	15210-0	92.48
33891	09/10/2024	CHANG STANLEY		213.11
	1 685962-15	CREDIT REFUND	15210-0	213.11
33929	09/19/2024	OLSON URBAN HOUSING		43,404.03
	1	PROJECT REFUND	24110-0	43,404.03
33930	09/19/2024	CAROL YU		1,095.35
	1	PROJECT REFUND	24110-0	1,095.35
Grand Totals:				<u>65,359.56</u>



ROWLAND WATER DISTRICT

CASH AND INVESTMENTS

As of August 31, 2024

Description / Type	Term	Shares / Units Held	Purchase Price	Current Price	Maturity Date	Current Yield	Current Value	% of Portfolio
Cash								
Citizens Business Bank							\$ 5,057,082	
Total Cash							\$ 5,057,082	
Local Agency Investment Fund (LAIF)		N/A				4.58%	\$ 10,291,499	44.99%
Citizens Trust Investments (US Bank Custodian)								
Fed'l Home Loan Mtg. Corp. - WVJ2	4 Year	300,000	100.0000	99.6370	9/30/2024	0.40%	\$ 298,911	1.31%
Fed'l National Mtg. Assn. - XP73	3 Year	300,000	100.0000	99.4840	5/28/2025	4.02%	\$ 298,452	1.30%
Fed'l Home Loan Mtg. Corp. - 1YX5	2 Year	500,000	100.0000	99.9900	3/26/2026	5.05%	\$ 499,950	2.19%
Fed'l Home Loan Mtg. Corp. - 1M91	4 Year	300,000	100.0000	100.5310	4/28/2028	5.47%	\$ 301,593	1.32%
Fed'l National Mtg. Assn. - 06M0	4 Year	200,000	100.0000	98.6570	12/16/2024	0.51%	\$ 197,314	0.86%
Fed'l Home Loan Mtg. Corp. - 4C27	5 Year	350,000	100.0000	96.5220	7/29/2025	0.72%	\$ 337,827	1.48%
Fed'l National Mtg. Assn. - 4XZ1	5 Year	200,000	100.0000	96.8560	6/30/2025	0.76%	\$ 193,712	0.85%
Fed'l Farm Cr Bks - MFP2	4 Year	500,000	99.9490	99.1230	11/4/2024	0.44%	\$ 495,615	2.17%
Fed'l Farm Cr Bks - L5S9	3 Year	350,000	99.9200	100.0000	9/3/2024	0.48%	\$ 350,000	1.53%
Fed'l Farm Cr Bks - PEY7	3 Year	300,000	100.0000	99.7630	4/10/2026	4.82%	\$ 299,289	1.31%
Fed'l Home Loan Banks - KMF0	4 Year	200,000	99.9540	99.2890	10/28/2024	0.30%	\$ 198,578	0.87%
Fed'l Home Loan Banks - L7D0	5 Year	200,000	99.7900	96.0130	8/26/2025	0.52%	\$ 192,026	0.84%
Fed'l Home Loan Banks - N6N5	4 Year	200,000	100.0000	97.3740	4/29/2025	0.72%	\$ 194,748	0.85%
Fed'l Home Loan Banks - LGR9	5 Year	500,000	100.0000	95.1830	2/26/2026	0.89%	\$ 475,915	2.08%
Fed'l Home Loan Banks - LLD4	5 Year	250,000	99.9250	95.0620	3/17/2026	0.92%	\$ 237,655	1.04%
Fed'l Home Loan Banks - MUX8	5 Year	200,000	99.9300	94.9520	3/30/2026	0.92%	\$ 189,904	0.83%
Fed'l Home Loan Banks - PUY9	4 Year	200,000	100.0000	98.1090	2/28/2025	1.02%	\$ 196,218	0.86%
Fed'l Home Loan Banks - P6M2	5 Year	200,000	100.0000	93.8820	9/30/2026	1.09%	\$ 187,764	0.82%
Fed'l Home Loan Banks - PS48	3 Year	165,000	98.8630	99.1240	11/18/2024	1.06%	\$ 163,555	0.71%
Fed'l Home Loan Bank - Q7E7	5 Year	200,000	99.9050	95.4340	6/30/2026	1.57%	\$ 190,868	0.83%
Fed'l Home Loan Bank - QJD6	4 Year	200,000	99.7190	94.7510	10/27/2026	1.58%	\$ 189,502	0.83%
Fed'l Home Loan Bank - WLZ1	2 Year	180,000	99.9180	101.1770	6/12/2026	4.69%	\$ 182,119	0.80%
Fed'l Home Loan Bank - WS92	2 Year	200,000	99.8530	100.2540	9/12/2025	4.86%	\$ 200,508	0.88%
Fed'l Home Loan Bank - Y7E0	2 Year	300,000	100.0000	99.9180	11/15/2024	4.98%	\$ 299,754	1.31%
Fed'l Home Loan Bank - 0UQ0	3 Year	500,000	100.0000	100.3260	4/15/2027	4.98%	\$ 501,630	2.19%
Fed'l Home Loan Bank - 0C56	2 Year	300,000	100.0000	100.0500	8/28/2025	5.12%	\$ 300,150	1.31%
Fed'l Home Loan Bank - UND2	2 Year	600,000	100.0000	99.9290	8/1/2025	5.15%	\$ 599,574	2.62%
Fed'l Home Loan Bank - XCR7	2 Year	200,000	100.0000	99.8960	9/26/2025	5.51%	\$ 199,792	0.87%
Fed'l Home Loan Bank - YFW1	4 Year	400,000	99.9500	99.8760	10/8/2027	5.01%	\$ 399,504	1.75%
Air Prods & Chems Inc. - 8BB1	5 Year	255,000	104.1940	96.7360	10/15/2025	1.55%	\$ 246,677	1.08%
Apple Inc. - 3DT4	5 Year	200,000	102.4560	97.5950	5/11/2025	1.15%	\$ 195,190	0.85%
Apple Inc. - 3BZ2	2 Year	300,000	94.5180	96.8370	8/4/2026	2.53%	\$ 290,511	1.27%
Apple Inc. - 3CJ7	3 Year	200,000	96.8220	98.4610	2/9/2027	3.40%	\$ 196,922	0.86%
Caterpillar Finl Service - Q3B3	2 Year	200,000	96.7600	99.4280	11/8/2024	2.16%	\$ 198,856	0.87%
Deere John Capital - EWT2	2 Year	150,000	100.5690	100.9410	3/3/2026	5.00%	\$ 151,412	0.66%
Florida Pwr & Lt Co - 1FZ5	5 Year	800,000	108.9188	98.8340	4/1/2025	2.88%	\$ 790,672	3.46%
Home Depot Inc - 6BN1	2 Year	200,000	93.7730	95.9730	9/15/2026	2.21%	\$ 191,946	0.84%
Honeywell International - 6BN1	2 Year	150,000	94.6540	96.5320	11/1/2026	2.59%	\$ 144,798	0.63%
Paccar Financial Corp. - RQ66	5 Year	500,000	104.7908	98.6260	2/6/2025	1.82%	\$ 493,130	2.16%
Texas Instruments - 8CE2	3 Year	100,000	100.0060	101.0650	2/8/2027	4.55%	\$ 101,065	0.44%
Toyota Mtr Corp - THP3	2 Year	200,000	93.8350	95.9940	10/16/2025	0.83%	\$ 191,988	0.84%
Intl Bank for Recon & Dev - 8JB0	5 Year	400,000	98.7800	97.4640	4/22/2025	0.64%	\$ 389,856	1.70%
Cash Reserve Account						5.18%	\$ 628,543	2.75%
Total Citizens Trust Investments							\$ 12,583,992	55.01%
Total Investments							\$ 22,875,491	100.00%
Total Cash & Investments							\$ 27,932,573	

Market values determined on last business day of the month. All listed investments comply with the District's Statement of Investment Policy as established in Resolution 2-2007. The District's available cash and investment portfolio provides sufficient cash flow and liquidity to meet all normal obligations for at least a six-month period of time.

NOTE: All interest values show above are based on annual rates of return.



ROWLAND WATER DISTRICT PROFIT & LOSS (Unaudited)

August 2024

	Aug-24	Year-to-Date (YTD)	Budget (Annual)	Under / (Over) Budget	YTD Budget %	Prior YTD (Unaudited)
1 OPERATING REVENUE						
2 Water Sales	\$ 1,709,634	\$ 3,273,993	\$ 17,115,100	\$ 13,841,107	19%	\$ 3,059,292
3 Meter Charges	1,042,448	2,084,203	12,650,700	10,566,497	16%	2,009,379
4 Customer Fees	583,726	607,838	377,500	(230,338)	161%	347,067
5 Contract Income	17,144	49,719	214,400	164,681	23%	53,281
6 RWD Labor Sales/Reimbursements	92,469	99,865	235,800	135,935	42%	56,323
7 Capacity Fees	34,028	35,828	50,000	14,172	72%	20,451
8 Flow Tests	2,275	5,525	16,600	11,075	33%	2,600
9 Return Check Fees	360	780	7,200	6,420	11%	1,200
10 Uncollectable	-	-	(59,500)	(59,500)	0%	-
11 TOTAL OPERATING REVENUE	3,482,085	6,157,751	30,607,800	24,450,049	20%	5,549,593
12 NON-OPERATING REVENUE						
13 Property Taxes	5,185	12,755	436,800	424,045	3%	14,642
14 Interest Income	43,027	49,572	600,000	550,428	8%	47,478
15 Miscellaneous Income	1,507	1,507	25,000	23,493	6%	9,788
16 TOTAL NON-OPERATING REVENUE	49,719	63,834	1,061,800	997,966	6%	71,908
17 TOTAL REVENUES	3,531,804	6,221,585	31,669,600	25,448,015	20%	5,621,501
18 OPERATING EXPENSES						
19 Source of Supply						
20 Water Purchases	1,220,118	2,388,555	11,670,800	9,282,245	20%	2,144,984
21 Pumping Power	51,305	96,041	522,300	426,259	18%	101,778
22 Fixed Charges	21,518	43,035	322,100	279,065	13%	42,128
23 Chemicals	10,947	20,421	86,000	65,579	24%	12,931
24 Total Source of Supply	1,303,887	2,548,052	12,601,200	10,053,148	20%	2,301,821
25 Maintenance of Water System	127,122	202,906	818,200	615,294	25%	113,306
26 Service Contracts	67,879	97,232	458,900	361,668	21%	150,834
27 Assessments	132,339	176,217	296,200	119,983	59%	70,779
28 Vehicle Expense	13,377	32,561	163,600	131,039	20%	23,673
29 Tools & Supplies	5,209	5,804	44,200	38,396	13%	4,249
30 Equipment Expense	5,803	8,196	39,400	31,204	21%	5,771
31 Maintenance & Operations	9,405	10,927	100,000	89,073	11%	131,691
32 Engineering	35,786	75,256	200,000	124,744	38%	26,277
33 Water Tests	4,144	4,144	25,000	20,856	17%	3,120
34 Conservation	-	537	57,300	56,763	1%	17,213
35 Community Outreach	16,701	24,413	188,700	164,287	13%	16,837
36 TOTAL OPERATING EXPENSES	1,721,651	3,186,246	14,992,700	11,806,454	21%	2,865,571
37 ADMINISTRATIVE EXPENSES						
38 Liability Insurance	-	115,922	226,900	110,978	51%	95,067
39 IT Support Services	9,816	21,330	139,200	117,870	15%	24,030
40 IT Licensing	11,809	54,904	313,400	258,496	18%	59,532
41 Director Expense	11,564	23,818	198,500	174,682	12%	23,387
42 Bank / Management Fees	21,873	50,152	294,100	243,948	17%	30,965
43 Legal Fees	13,114	33,344	158,500	125,156	21%	22,383
44 Compliance	8,939	22,911	183,600	160,689	12%	33,335
45 Auditing & Accounting	-	13,000	35,000	22,000	37%	11,000
46 Utility Services	9,915	19,687	133,900	114,214	15%	22,961



ROWLAND WATER DISTRICT PROFIT & LOSS (Unaudited)

August 2024

	Aug-24	Year-to-Date (YTD)	Budget (Annual)	Under / (Over) Budget	YTD Budget %	Prior YTD (Unaudited)	
47	Dues & Memberships	83	1,388	65,900	64,512	2%	1,700
48	Conference & Meetings	828	6,152	47,700	41,548	13%	3,323
49	Office Expenses	2,772	7,838	31,800	23,962	25%	3,138
50	Seminars/Training	16,089	20,533	118,300	97,767	17%	19,399
51	Miscellaneous Expense	14,060	32,171	154,100	121,929	21%	10,848
52	TOTAL ADMINISTRATIVE EXPENSES	120,865	423,150	2,100,900	1,677,750	20%	361,068
53	PERSONNEL EXPENSES						
54	Wages						
55	Operations	94,978	190,681	1,396,600	1,205,919	14%	197,983
56	Distribution	112,812	222,434	1,438,000	1,215,566	15%	187,584
57	Administration	149,257	298,186	1,868,200	1,570,014	16%	263,512
58	Total Wages	357,047	711,300	4,702,800	3,991,500	15%	649,078
59	Payroll Taxes	24,546	49,897	334,800	284,903	15%	46,200
60	Workers Compensation	-	(327)	106,800	107,127	0%	-
61	Unemployment	-	-	6,200	6,200	0%	-
62	CalPERS	52,143	205,298	791,200	585,902	26%	87,646
63	OPEB Contributions	-	-	-	-	0%	-
64	EE & Retiree Health Insurance	79,586	159,148	1,027,900	868,752	15%	148,872
65	TOTAL PERSONNEL EXPENSES	513,322	1,125,315	6,969,700	5,844,385	16%	931,797
66	TOTAL EXPENSES	2,355,838	4,734,711	24,063,300	19,328,589	20%	4,158,435
67	NET INCOME / (LOSS) - BEFORE DEBT SERVICE & CAPITAL EXPENDITURES	1,175,966	1,486,874	7,606,300	6,119,426	20%	1,463,066
68	Less: Total Debt Service	-	-	(2,441,800)	2,441,800	0%	-
69	Less: CalPERS (Bond Debt Savings)	-	-	-	-	0%	-
70	Less: Capital Expenses (Current Year)	(112,997)	(233,459)	(4,158,300)	3,924,841	6%	(81,906)
71	CASH INCREASE / (DECREASE)	\$ 1,062,969	\$ 1,253,415	\$ 1,006,200	\$ 247,215		\$ 1,381,160

**No assurance is provided on these financial statements. The financial statements do not include a statement of cash flows. Substantially all disclosures required by accounting principles generally accepted in the United States are not included.*



Rowland Water District

Profit & Loss Analysis and Variance Report

August 2024

1. **OPERATING REVENUE**
2. Water Sales – volumetric water sales revenue from all customer types including residential, commercial, public, industrial, recycled and construction. YTD is at 19%.
3. Meter Charges – the fixed monthly base rate charged to water customers each month (includes all customer types). YTD is at 16%.
4. Customer Fees – various fees conditionally charged to customers such as penalties, new service connections, reconnections, backflow administration, cross connections, connections and recycled water checks/inspections. These types of fees are unpredictable in nature and can often trend over/under expected budget. YTD is at high 161% due to new service connections.
5. Contract Income – contains revenues from cell tower lease contracts. YTD is at 23%.
6. RWD Labor Sales/Reimbursements – water sold on construction invoices, City of Industry labor sales and Puente Basin Water Agency (PBWA) and Pomona-Walnut-Rowland Joint Water Line Commission (PWR JWLC) treasurer fees. The frequency and amounts of these revenues are unknown and can occasionally trend over/under budget due to their unpredictable nature. YTD is high at 42% due to project management and administration on new service connections.
7. Capacity Fees – fees imposed on any property or person requesting a new, additional or larger connection to the District’s potable water system (fees vary by meter size). These receipts are uncertain and can trend over/under budget due to their unpredictable nature. YTD is high at 72% due to capacity fees on new service connections.
8. Flow Tests – fire flow tests performed by District personnel to measure the volume of water available at a specific hydrant (\$350 per test). YTD is at 33%.
9. Return Check Fees – customers are charged a fee when the District is paid with insufficient funds checks and checks are returned by the bank. These receipts are uncertain and can trend over/under budget due to their unpredictable nature. YTD is currently at 11%.
10. Uncollectable – the District analyzes customer receivables at the end of each year and recognizes an expense equal to the estimated amount of cash that may not be collected. Uncollectable expense will be zero until assessed at the year-end audited financial statements.
11. **TOTAL OPERATING REVENUE**
12. **NON-OPERATING REVENUE**



Rowland Water District

Profit & Loss Analysis and Variance Report

August 2024

13. Property Taxes – includes tax contributions from the County of Los Angeles. YTD is at 3% since the bulk of receipts happen between December and May each year and can cause YTD% to trend over/under expected budget %.
14. Interest Income – includes interest and dividends received on District investments. YTD is at 8%.
15. Miscellaneous Income – includes income from various sources such as recycling and refunds. YTD is at 6%.
16. **TOTAL NON-OPERATING REVENUE**
17. **TOTAL REVENUES**
18. **OPERATING EXPENSES**
19. **SOURCE OF SUPPLY**
20. Water Purchases – Includes variable costs of potable water from Three Valleys Municipal Water District (TVMWD) and California Domestic Water Company (CalDomestic), and recycled water purchases from City of Industry and Walnut Valley Water District (WVWD). YTD is at 20%.
21. Pumping Power – the cost of electricity used for pumping water. YTD is at 18%.
22. Fixed Charges – includes fixed charges from TVMWD and CalDomestic. YTD is at 13%.
23. Chemicals – the cost of chemicals used to treat water sold to customers. YTD is at 24%.
24. **TOTAL SOURCE OF SUPPLY**
25. Maintenance of Water System – the costs of repairs and maintenance on elements of the District water system such as main lines, services, meters, reservoirs, valves, hydrants, and telemetry system. YTD is at 25%.
26. Service Contracts – includes costs for services such as billing printing and mailing, bulk paper shredding, copier leasing and services, landscaping, janitorial, uniforms, security system monitoring and maintenance, Caselle maintenance and support, Harmony renewal and other services. YTD is at 21%.
27. Assessments – operating costs billed to RWD for their share of PWR JWLC, which is billed quarterly, and PBWA, which is billed monthly. YTD can trend over/under budget due to the timing of billing. YTD is high at 59% due to PBWA lease payments from July through December.



Rowland Water District

Profit & Loss Analysis and Variance Report

August 2024

28. Vehicle Expense – includes repair and maintenance costs for District vehicles as well as the cost of fuel. YTD can trend over/under budget due to the timing of truck maintenance and fuel purchases. YTD is at 20%.
29. Tools & Supplies – small tools and supplies used in the field. YTD can trend over/under budget due to the timing of tools and supplies. YTD is at 13%.
30. Equipment Expense – various costs incurred related to District equipment. YTD can trend over/under budget due to the timing of equipment expenses. YTD is at 21%.
31. Maintenance & Operations – various costs incurred for District maintenance and operations not directly related to the water system. YTD can trend over/under budget due to the timing of maintenance and operations. YTD is at 11%.
32. Engineering – general engineering costs related to District operations. YTD is high at 38% due to the cost of the water distribution system leak detection program.
33. Water Tests – laboratory testing and sampling of District water. YTD is at 17%.
34. Conservation – water conservation programs and efforts. YTD is 1%.
35. Community Outreach – costs related to public relations and community outreach. YTD is at 13%.
36. **TOTAL OPERATING EXPENSES**
37. **ADMINISTRATIVE EXPENSES**
38. Liability Insurance – coverage through ACWA JPIA for the District insurance package. YTD is high at 51% due to timing of insurance bill received and budgeting method used.
39. IT Support Services – information technology support services. YTD is at 15%.
40. IT Licensing – includes costs for various software licenses. YTD is at 18%.
41. Director Expense – costs for director compensation and benefits. YTD is at 12% of budget.
42. Bank/Management Fees – includes various banking fees, Paymentus and InvoiceCloud fees (for processing customer payments) and investment administrative fees. YTD is at 17%.
43. Legal Fees – legal costs related to RWD, PBWA and Public Water Agencies Group (PWAG). YTD is at 21%.
44. Compliance – includes costs for State Water Resources Control Board (SWRCB) compliance, LA County property taxes, various employee certifications, District permits, and maintenance costs for equipment compliance. YTD is at 12%.



Rowland Water District

Profit & Loss Analysis and Variance Report

August 2024

45. Auditing & Accounting – includes consulting services for complex accounting matters and annual audit assurance services related to District financial reporting. YTD is high at 37% due to timing of audit bill and budgeting method used.
46. Utility Services – costs related to office electricity, office phones, gas and district cell phones. YTD is at 15%.
47. Dues & Memberships – costs for district memberships, dues and subscriptions to various agencies such as the Water Education Foundation, Association of California Water Agencies, Urban Water Institute, California Special Districts Association and American Water Works Association. YTD is at 2%.
48. Conference & Meetings – conference attendance and meeting expenses. YTD is at 13%.
49. Office Expenses – costs for office supplies, postage, printing and stationery. YTD is at 25%.
50. Seminars/Training – employee seminars and training. YTD is at 17%.
51. Miscellaneous Expense – includes costs for travel, books & subscriptions, and miscellaneous general expenses. YTD is at 21%.
52. **TOTAL ADMINISTRATIVE EXPENSES**
53. **PERSONNEL EXPENSES**
54. **WAGES**
55. Operations – wages expense (regular, standby, OT) attributable to Operations. YTD is at 14%.
56. Distribution – wages expense (regular, standby, OT) attributable to Distribution. YTD is at 15%.
57. Administration – wages expense (regular) attributable to Administration. YTD is at 16%.
58. **TOTAL WAGES**
59. Payroll Taxes – employer payroll taxes paid by the District. YTD is trending at 15%.
60. Workers Compensation – the District is billed quarterly for workers compensation insurance which can occasionally cause this line item to trend over/under expected budget. YTD is at 0%.
61. Unemployment – state unemployment insurance is paid quarterly which can cause this line to occasionally trend over/under expected budget. YTD is at 0%.
62. CalPERS – includes retirement costs for employee pension plans through the California Public Employee Retirement System. Contributions are made monthly and an annual payment is made



Rowland Water District

Profit & Loss Analysis and Variance Report

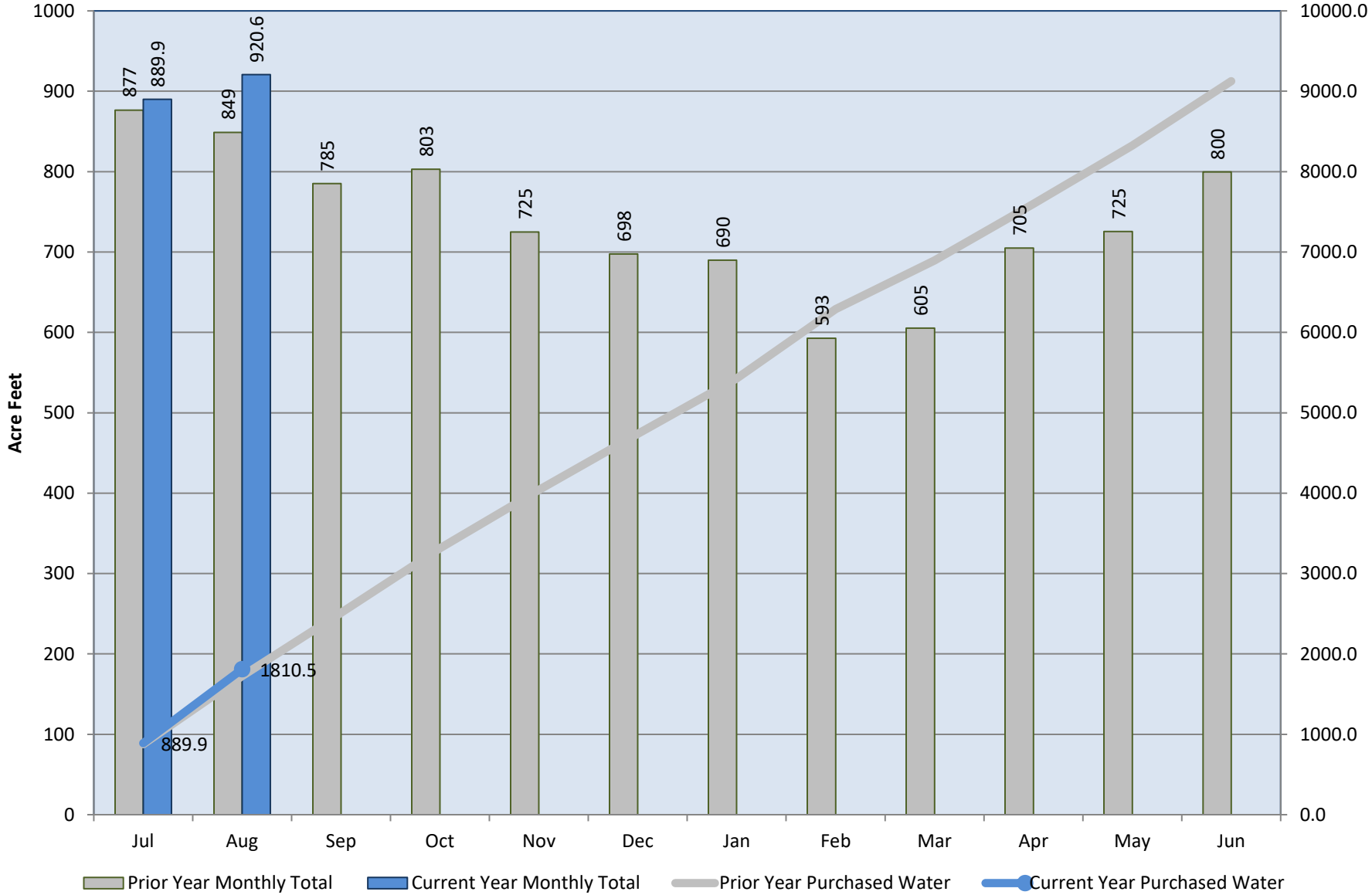
August 2024

at the beginning of each fiscal year for the plan's unfunded accrued liability. YTD is high at 26% due to the annual payment of the plan's unfunded accrued liability.

63. OPEB Contributions – includes retirement costs for other post-employment benefits that provides medical, dental and vision coverage. There will be no OPEB contributions for the current fiscal year as the Public Agency Retirement Services (PARS) trust is fully funded.
64. EE & Retiree Health Insurance – includes the cost of health, dental, vision, life, and disability insurance for current employees as well as health insurance for retired employees. YTD is at 15%.
65. **TOTAL PERSONNEL EXPENSES**
66. **TOTAL EXPENSES**
67. **NET INCOME / (LOSS) BEFORE DEBT SERVICE & CAPITAL EXPENSES** – Financially, the District has performed as expected through August 2024.
68. Less: Total Debt Service – includes interest and principal payments on outstanding District debt as well as related administrative expenses. Interest payments on outstanding debt are made twice per year (December/June).
69. Less: CalPERS (Bond Debt Savings) – includes bond debt refunding savings for paying down the CalPERS unfunded accrued liability. Payments are made in December and June. There will be no CalPERS Bond Debt Savings for the current fiscal year
70. Less: Capital Expenses (Current-Year) – includes expenses related to current-year district projects and capital assets, excluding projects funded by bond proceeds (debt). YTD is at 6%.
71. **CASH INCREASE / (DECREASE)**

Potable Water Purchases For FY 2024-2025

(Acre-feet)



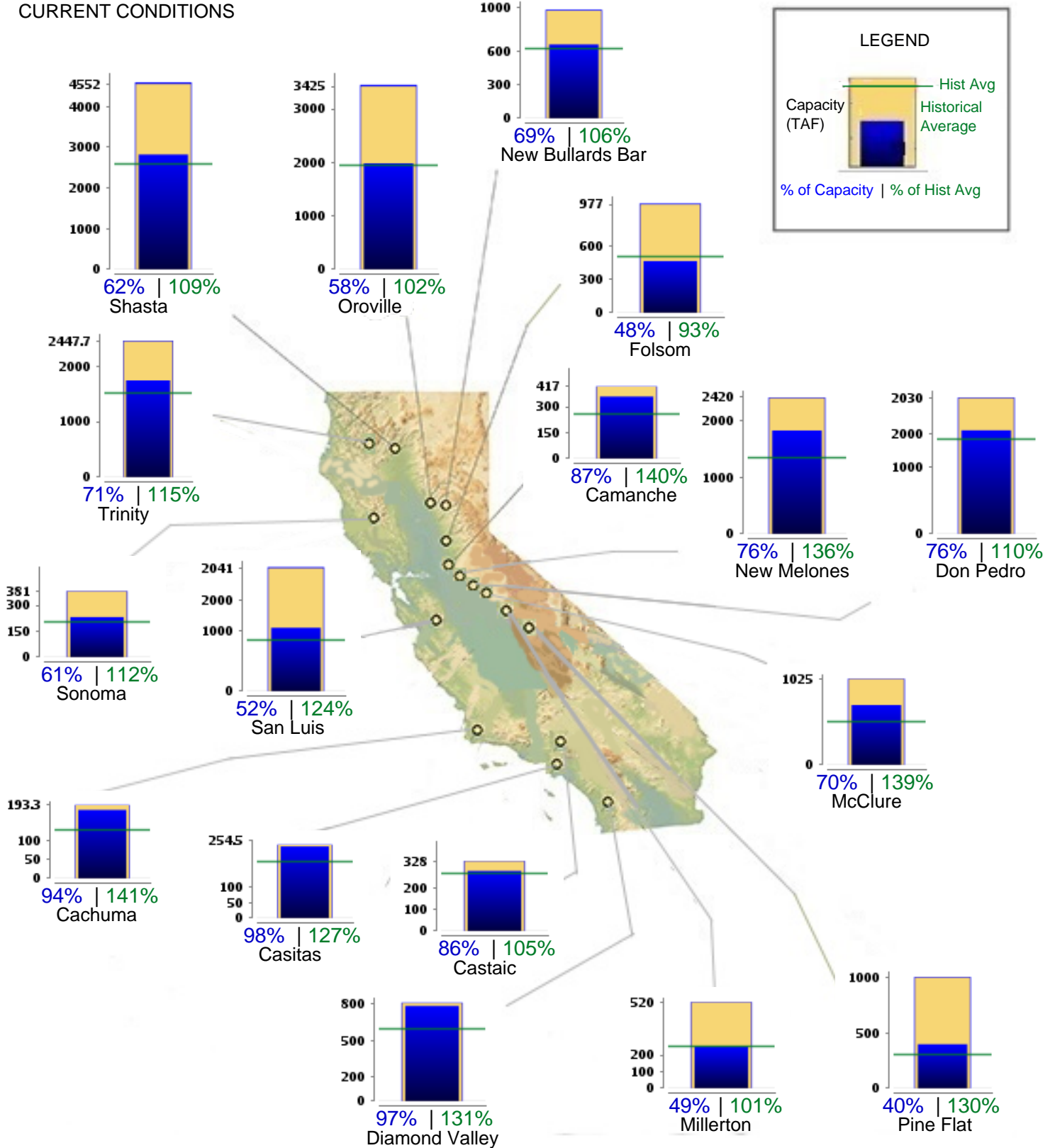


CURRENT RESERVOIR CONDITIONS

CALIFORNIA MAJOR WATER SUPPLY RESERVOIRS

Midnight - September 23, 2024

CURRENT CONDITIONS





September 2024 -DIRECTOR REIMBURSEMENTS


Director	Date of Meeting/Event	Meeting/Event Attended	Reimbursement	No Charge	Additional Comments <i>(Submit expense report if claiming mileage and/or meal reimbursement)</i>
Anthony J. Lima					
	9/4/2024	TVMWD Board Meeting	\$230.00		Mileage
	9/10/2024	RWD Board Meeting	\$230.00		
	9/18/2024	TVMWD Board Meeting	\$230.00		Mileage
	9/24/2024	RWD Special Board Meeting	\$230.00		
	9/30/2024	RWD Project Meeting	\$230.00		
		TOTAL PAYMENT	\$1,150.00		
John Bellah					
	9/4/2024	TVMWD Board Meeting	\$230.00		Mileage
	9/9/2024	GAC	\$230.00		
	9/10/2024	RWD Board Meeting	\$230.00		
	9/18/2024	TVMWD Board Meeting	\$230.00		Mileage
	9/24/2024	RWD Special Board Meeting	\$230.00		
		TOTAL PAYMENT	\$1,150.00		
Robert W. Lewis					
	9/10/2024	CSDA Annual Conference	\$230.00		Mileage
	9/11/2024	CSDA Annual Conference	\$230.00		
	9/12/2024	CSDA Annual Conference	\$230.00		Mileage
	9/24/2024	RWD Special Board Meeting	\$230.00		
		TOTAL PAYMENT	\$920.00		
Szu Pei Lu-Yang					
	9/10/2024	RWD Board Meeting	\$230.00		
	9/24/2024	RWD Special Board Meeting	\$230.00		
	9/30/2024	RWD Project Meeting	\$230.00		
		TOTAL PAYMENT	\$690.00		
Vanessa Hsu					
	9/10/2024	RWD Board Meeting	\$230.00		
	9/24/2024	RWD Special Board Meeting	\$230.00		
		TOTAL PAYMENT	\$460.00		

APPROVED FOR PAYMENT:

Tom Coleman



ROWLAND WATER DISTRICT PROCLAMATION



WATER PROFESSIONALS APPRECIATION WEEK OCTOBER 5-13, 2024

WHEREAS, Water Professionals Appreciation Week was established by California Senate Concurrent Resolution 80 in 2017 to honor the vital contributions of water industry professionals in maintaining the safe, reliable operations of water, wastewater, and recycled water systems throughout California; and

WHEREAS, Water Professionals Appreciation Week provides an opportunity to recognize the dedication of water professionals in the management, treatment, distribution, and conservation of water—an essential resource for the health, well-being, and sustainability of our communities and environment; and

WHEREAS, the skilled professionals at Rowland Water District play an indispensable role in ensuring that the District's water resources remain clean, safe, and reliable for public consumption, agriculture, and industrial use; and

WHEREAS, Rowland Water District proudly acknowledges the expertise, hard work, and dedication of its employees, whose commitment to excellence ensures the continued reliability and quality of water services; and

WHEREAS, Rowland Water District employees consistently demonstrate their devotion to serving the community and future generations by safeguarding our most valuable natural resource and maintaining the infrastructure that supports reliable water delivery across the Rowland Water District service area;

NOW, THEREFORE, BE IT PROCLAIMED, that the Rowland Water District Board of Directors hereby declares October 5-13, 2024, as Water Professionals Appreciation Week, and extends its deep appreciation for the invaluable contributions of all Rowland Water District employees.

SZU PEI LU-YANG
Board President

Attest:

TOM COLEMAN
General Manager

3.18 Boot Allowance

The District requires field employees to wear safety-toed shoes or suitable work boots. The District will provide an allowance/reimbursement for the cost of such shoes or boots to field employees. The allowance for safety-toed shoes or boots shall be \$450.00 per year for each employee, at a maximum of ~~two~~ three pairs per year. The District shall reserve the right to increase the annual boot allowance up to 3% each year contingent upon the Consumer Price index as published by the US Department of Labor – Bureau of Labor Statistics. Any resulting increase shall be effective July 1st of each year. Such allowance shall also include in-soles and other related items that increase the life expectancy of the boot or as recommended by the District's Workers' Compensation carrier. An employee is not required to utilize their allowance but is expected to purchase new safety footwear as necessary. The Compliance and Safety Manager will authorize the purchase and review the safety boot/shoe specifications to determine if they meet the ANSI requirements/ratings. Upon authorization the employee will be given a boot voucher; however, if the employee elects to not use the voucher provided reimbursement shall be paid to the employee upon submission of receipts for authorized boot expenses.

At the General Manager's discretion, this boot allowance may also be extended to non-safety workers based on specific needs or job requirements. Requests for such consideration must be submitted to the General Manager for approval.

Gabby Palomares

From: Chris Palmer <chrisp@csgda.net>
Sent: Thursday, September 26, 2024 10:48 AM
Subject: San Gabriel Valley CSDA Chapter Formation Luncheon - Thursday, October 24 -- CALL FOR NOMINATIONS - CHAPTER BOARD ELECTION

Good morning San Gabriel Valley Special Districts:

The Chapter Formation Committee and I have scheduled the next luncheon for Thursday, October 24, 2024.
Please RSVP by 4:00pm on Friday, October 18.

WHEN: Thursday, October 24, 2024 -- 11:00am – 1:00pm

WHERE: Altadena Library District – 600 E Mariposa Street, Altadena, CA 91001-2211

COST: FREE (Lunch hosted by [Energy Services and Facility Solutions | SiteLogIQ](#))

RSVP: Please RSVP with Chris Palmer, CSDA Senior Public Affairs Field Coordinator at chrisp@csgda.net

Please feel free to share this invitation with your Board/Staff.

CALL FOR NOMINATIONS:

At this meeting, we'll be holding Chapter Board Elections and we're currently accepting nominations (you can nominate yourself!). **There are 5 open Board seats – if you wish to be a candidate, please submit your name/district to me by Friday, 10/18 so I can include you on the ballot.** Once a SGV Chapter Board is elected, the SGV Chapter Board will then decide the SGV Chapter Board officers.

Please note that each DISTRICT gets one ballot, not each attendee. The ballot will include all candidates and the DISTRICT can vote for no more than 5 candidates

This meeting is where the rubber meets the road; a SGV Chapter Board of Directors is needed to move forward. The first few tasks for the new Board will be to create and complete Chapter bylaws (CSDA has a template), review the CSDA/San Gabriel Valley Chapter affiliation agreement (provided by CSDA) and decide on an official Chapter name i.e. The Special Districts Association of San Gabriel Valley. Once these tasks are completed, these documents will be presented to the CSDA Board for approval. After approval, the SGV Chapter can then move forward on planning the next event.

Tentative Agenda:

11:00am – 11:30am: Check-in / Networking

11:30am – 12:00pm: Lunch / Welcoming Remarks (Nikki Winslow, Altadena Library District and Chris Palmer, CSDA) / Presentation by SiteLogiq

12:00pm – 12:45pm: Board Election Overview / Q&A / Election (Chris Palmer, CSDA)

12:45pm – 12:55pm: Election Results / Open Discussion

12:55pm – 1:00pm: Closing remarks / Next Steps (Chris Palmer, CSDA)

Let me know if you have any questions. Looking forward to seeing everyone again on October 24!

Best,

Chris Palmer

Senior Public Affairs Field Coordinator

Join us for the [2024 CSDA Board Secretary / Clerk Conference](#)

October 21 – 23, 2024 in San Diego

California Special Districts Association

1112 I Street, Suite 200

Sacramento, CA 95814

877.924.2732 office

www.csdanet.net

A Proud California Special Districts Alliance Partner.

California Special Districts Association

Special District Risk Management Authority

CSDA Finance Corporation





Community & Education Outreach Update

October 8, 2024



COMMUNITY & EDUCATION ENGAGEMENT

MAAP Funding- Staff has submitted three proposals for funding through the Metropolitan Water District's (MWD) Member Agency Administered Program (MAAP). This program enables agencies to request funding for Disadvantaged Communities (DAC) and additional projects via the Flex-Spending fund. In addition to these submissions, staff plans to apply for further funding to support outreach programs and campaigns aimed at offsetting the cost of marketing the new conservation framework mandates. The submitted proposals are as follows:

- Direct Install Program (DAC Funding)
- Light Post Banner Marketing (DAC Funding)
- Yard Sign Marketing (Flex Spending)

Invoice Cloud Campaign- A new campaign has launched to encourage customers to register with the new bill pay portal. To date, 61 customers have registered for paperless bills. New registrants will receive a free succulent during the succulent distribution event on November 8th. Marketing collateral includes:

- Bill Insert - Included in customer bills on September 11th.
- Social Media Outreach- Will be posted on all social media platforms including Nextdoor.
- Email Blast - Notification to all customers via Constant Contact sent out September 11th and October 2nd.

Conservation Campaign- RWD staff has developed a marketing plan to align with the new water mandates and regulations. This plan includes media outreach, customer engagement, and incentives for water conservation. The campaign will launch in December, featuring creative taglines and fresh initiatives to effectively communicate our message. Further updates will be provided at upcoming Board meetings.



2024 Landscape Classes – RWD staff has scheduled four landscape classes for the 2024 series. The class schedule is as follows:

- Landscape Care for Homeowners: October 24, 2024
- Hands-on Succulent Wreath-making: December 12, 2024-**CLASS IS FULL**

Charity Outreach Program- Staff meets monthly to actively discuss, brainstorm, and develop initiatives, focusing on building partnerships for volunteer opportunities and charitable donations.

Education Outreach:

Mini Solar Challenge- Fourteen teachers have enlisted their classrooms to participate in the Mini Solar Challenge since the launch of the program in August. This list includes four new participants from Wedgeworth Elementary School in Hacienda Heights. The program will kick off in October with an introductory meeting for teachers.

Splash Cash Program- Staff has launched the Splash Cash Program, offering teachers the opportunity to apply for educational grants of up to \$1,500. To qualify, teachers must align their projects with STEAM standards. Applications that benefit a larger number of students and have lasting impact will receive higher consideration.

Other Water Education/Outreach Activities - Staff continues attending monthly Conservation and Education Team (CET) meetings. Teachers are encouraged to visit: <https://pwagcet.org/> for resources on water-related lessons and grants.



SOCIAL MEDIA

Rowland Water District continually posts updates regarding District information, careers in water, conservation, and water education. These posts are shared on Facebook, Instagram X/Twitter, Nextdoor, and LinkedIn and YouTube when necessary. See below for our social media engagement:

October 7-11th: CA Water Professionals Week

Since 2022, during CA Water Pros Week, RWD celebrates the incredible employees who make a difference every day. The district highlights their unique stories and sharing why they choose to work in water, especially at RWD on social media and a Constant Contact e-blast!

CALIFORNIA WATER PROFESSIONALS APPRECIATION WEEK

WATER PROS

Spotlight

MYRA

“I find fulfillment in the water industry as it brings unlimited learning opportunities for me. I am not confined to finance alone but had the chance to gain an understanding of operations, distribution, legislation, customer service, administration, human resources and so much more. I appreciate both the opportunities and challenges that the water industry has given and will give me!”

#DiscoverRWD
#WHO'sRowland?
#CAWaterWeek
#WeAreCAWater

Director of Finance
4 years

CALIFORNIA WATER PROFESSIONALS APPRECIATION WEEK

WATER PROS

Spotlight

CRYSTAL

“Working for Rowland Water District for over 25 years has been an incredibly rewarding journey. I've had the privilege of contributing to various departments—Customer Service, Accounting, and Human Resources—and each role has provided invaluable learning experiences. Water districts like ours offer countless opportunities for growth, and I have a deep appreciation for the dedication of all water utility employees. Their work makes a tremendous impact on the community we serve. I'm grateful for the friendships I've built and for the collaborative spirit that drives us all to care for our neighbors and our future.”

#DiscoverRWD
#WHO'sRowland?
#CAWaterWeek
#WeAreCAWater

Accounting/HR Manager
26 years

CALIFORNIA WATER PROFESSIONALS APPRECIATION WEEK

WATER PROS

Spotlight

CASEY

“I entered the water industry after witnessing the success and passion of family members working in the field. Their dedication to serving the community inspired me, and eventually, this path became my own. I feel incredibly fortunate for the opportunity Rowland Water District has given me and my family, and I look forward to spending the next 30+ years here alongside coworkers who have become like family.”

#DiscoverRWD
#WHO'sRowland?
#CAWaterWeek
#WeAreCAWater

Facility Maintenance
6 years

CALIFORNIA WATER PROFESSIONALS APPRECIATION WEEK

WATER PROS

Spotlight

TONY

“First and foremost, I'd like to give credit to my uncle who introduced me to the water industry, without his guidance I wouldn't be in the position I am in today working for such an amazing water district. Working for Rowland is a blessing, the culture we've built here and the people I get to work with every day makes coming to work that much more fun.”

#DiscoverRWD
#WHO'sRowland?
#CAWaterWeek
#WeAreCAWater

Maintenance I
2 years



X:

Measurement	Total
Followers	842
Tweets	16
Impressions	681
Post Retweets	10

Instagram:

Measurement	Total
Total Followers	1,393
Post Engagement	180
Post Impressions <i>(Total number of times post have been seen)</i>	5,292
Profile Impressions	6,310

Website –

Measurement	Total
Users	7,300
New Users	6,400
Pageviews	16,498

CONSTANT CONTACT- Electronic information sent to customer emails.

Total Active Contacts-16,221

September 11, 2024: Invoice Cloud Succulent Campaign: Open Rate: 59%

October 2, 2024: Invoice Cloud Succulent Campaign: Open Rate: 46%



WHAT'S YOUR Water Footprint?

TAKING STEPS TO SAVE

Rowland Water District – Board Report

October 8, 2024



Earned Media Reach

- Tony Poli Statement
- Occupational Award
- Caring for our Neighbors
- Cyber-Security
- Philippines Planning



Industry Outreach

- Launched new episodes of the H2KnowItAlls Podcast including:
 - Adan Ortega, Board Chair, Metropolitan Water District of Southern California
 - Mauricio Guardado, General Manager, United Water Conservation District



Customer Engagement

Annual Report - Leverage existing materials and communications efforts to distribute “yearbook” style document to customers and stakeholders.

- Financial Summary
- Water Supply and Demand/Water Sales
- Infrastructure Projects
- Water Quality
- Community Engagement
- Awards & Acknowledgments





Communications Planning

Outreach Plan drafted for FY 24/25

- Direct customer communications
- Board engagement
- Awards submissions
- Multi-lingual efforts
- Earned media
- Community engagement
- Social media



HOME / NEWSROOM

LOCAL EXPERT HIGHLIGHTS THE STATE'S COMPLEX WATER SYSTEM IN DEBUT PODCAST

BY ROWLAND WATER DISTRICT SEP 3, 2024 MEMBER SUBMITTED NEWS

ROWLAND HEIGHTS —Rowland Water District's (RWD) General Manager, Tom Coleman, was recently featured as a guest speaker on the inaugural episode of the podcast H2KnowItAlls, where he discussed California's water storage issues.

The H2KnowItAlls podcast debuted on August 1st, 2024, and aims to engage communities across California in water conversation through expert interviews and dialogue. It will be hosted monthly by the Public Water Agencies Group's (PWAG) Conservation and Education Team (CET). Coleman also serves as PWAG's Executive Committee chair, helping to spearhead this new project.

"Tom has been crucial in getting this podcast project off the ground," said Brittne Gildea, Rowland Water District's Education & Community Outreach Coordinator and administrative committee member of PWAG CET. "It is an amazing, innovative platform to educate listeners about all the intricacies involved in delivering water across California."

NEWSROOM

All News

News Releases

Member Innovation

Member Submitted News

Voices on Water

Newsletters

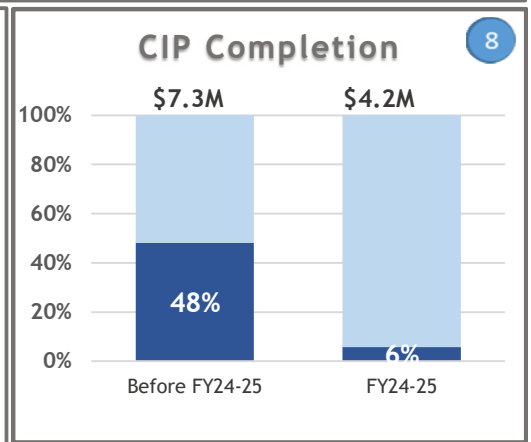
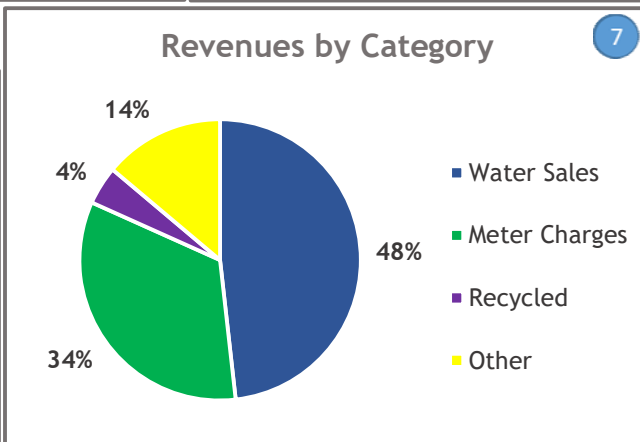
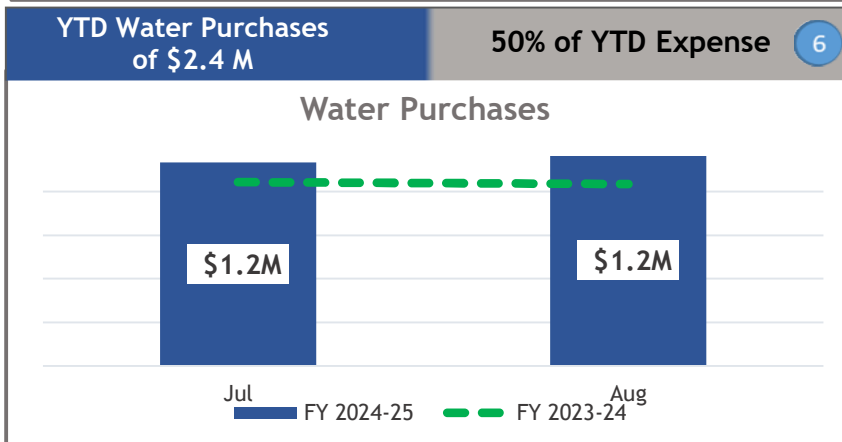
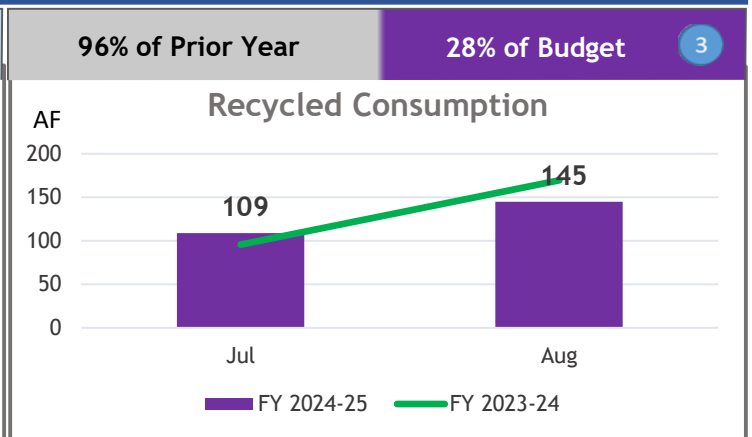
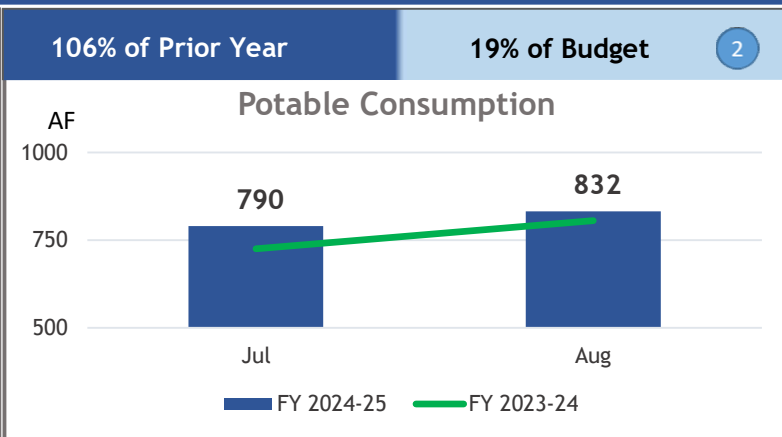
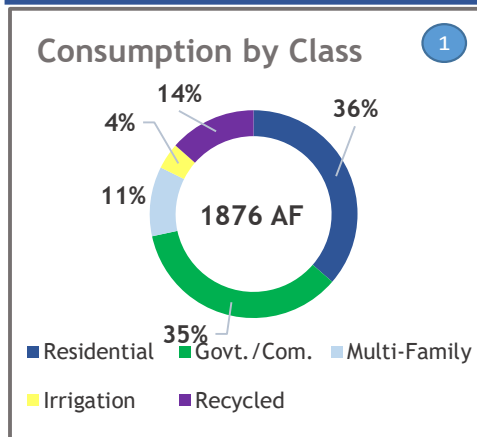
Water News





ROWLAND WATER DISTRICT FINANCIAL DASHBOARD

August 31, 2024



- **325**
Low Income Assist.

- **95**
Turn-Offs

- **82**
New Applications

- **5479**
Paperless Bills
Auto Pay

- **726**
Phone Calls